

Monday, May 4, 2020

Daily Agenda to complete:	
<input type="checkbox"/>	1. ReadWorks Reading Passage "Earth Rocks!" AND Vocabulary, and Comprehension Questions (all completed online)
<input type="checkbox"/>	2. ReadWorks Article of the Day "Japan: The Land of the Rising Sun" (may be completed online or handwritten)
<input type="checkbox"/>	3. Read for 20 minutes and Log (handwritten log)
<input type="checkbox"/>	4. Spelling (online at Spelling City or handwritten)
<input type="checkbox"/>	5. Daily Math (handwritten on worksheet or another piece of paper)
<input type="checkbox"/>	6. Math New Content - Video (online) and practice worksheet
<input type="checkbox"/>	7. Daily Grammar page (handwritten on worksheet or another piece of paper)
<input type="checkbox"/>	HIGHLY recommended extra practice (i-Ready, Study Island, MathFactsPro, Spelling City, Epic)

ALL DISTANCE LEARNING WORK MUST BE TURNED IN BY MAY 21. I AM UNABLE TO ACCEPT ANY WORK AFTER THIS DATE.

PLEASE BE SURE TO TURN IN ALL SCHOOL LIBRARY BOOKS TO THE LIBRARY ASAP.

Parents, please send me an email with a snapshot of completed work for the day for any work that has been handwritten. My number is (928) 716-0000. My email is: rudyh@bagdadschools.org. I am fine with one photo of all work for the day, but **I must be able to see all the answers on each page.** Parents: Please note that there are TWO ReadWorks assignments each day. I have included this agenda checklist to help everyone see what assignments need to be completed each day for each student. Also, note there are TWO pages for math each day.

NEW: Please be sure to send each email with work as a NEW email, not a reply to any email I have sent you. Gmail has mixed up email threads and made it hard for me to find student work.

1. Reading

ReadWorks Reading Passage "Earth Rocks!" AND Vocabulary, and Comprehension Questions (all completed online) Please go to www.readworks.org/Student Class Code VBK6M4

Each day there will be a new story. Please have your child read this at least three times. They may listen to the story, but it is important that they read it on their own at least two times. Click on vocabulary and review vocabulary words. They will then need to answer the comprehension questions AND VOCABULARY. Please remind students to go back to the story to find their answers. This will automatically be sent to me.

2. Writing

ReadWorks Writing Assignment-Please log in to ReadWorks again and go to Article of the Day. Today they will read the next article. Students are used to this routine using print articles and our Book of Knowledge format.

Please read through each article 2 times. They follow along during the first read aloud. During the second read aloud, they underline at least two interesting or important facts they would like to add to their Book of Knowledge. For this assignment, you may have your student type the minimum two sentences online or you may have them write them on paper. **PLEASE be sure they are using grammar rules: capitals where needed, spelling, and punctuation. They DO know how to do this and it is required.** **There is a section called "notes" that is different from the actual Book of Knowledge section. Please be sure they complete the BOOK OF KNOWLEDGE section for credit.**

Here is the article for today:

Japan: The Land of the Rising Sun

By Justin Moy (176 words)



Japan is an island country located in Asia. It is east of China, North Korea, and South Korea. Japan is made up of more than 3,000 islands. The four largest islands are Honshu, Hokkaido, Kyushu, and Shikoku. All of the islands can fit inside the U.S. state of California!

Japan has a lot of mountains. About 80% of Japan is covered in mountains. The highest point is Mount Fuji, which is a cone-shaped volcano. Most of Japan’s population lives in the flatter areas.

Many people especially live near the coast. For example, Tokyo is the largest city in Japan, and it is also the capital. Tokyo is located near Japan’s eastern coast.

The Pacific Ocean is to the east of Japan. To the west is the Sea of Japan, which is also called the East Sea.

Did you know Japan has a nickname? It is also known as the land of the rising sun. Japanese people call their own country *Nihon* or *Nippon*. In Japanese, this means the sun’s origin, or where the sun rises.

3. Reading Log-Continue to read 20 minutes each day. I have opened up the ReadWorks library to allow for your child to have access to thousands of digital passages. They may also choose titles using their Epic account. They are familiar with logging in to Epic. A parent requested a reading log form. You may use whatever works for you. 😊 Here is a reading log to use for this week:

Reading Log		
Date	Book	Parent Signature
5/4/2020		
5/5/2020		
5/6/2020		
5/7/2020		

4. **Spelling** - Monday-Write spelling words 3 times each and/or do one activity on Spelling City. They do not have to do both. www.spellingcity.com

Spelling

were

was

why

could

where

would

when

saw

how

friend

what

who

they

said

are

with

that

you

this

here

5. Daily Math

Each day there will be a Daily Math Review for students to complete.

They have already learned this material, but may still need some help. Please feel free to help them if they are stuck. There may be an additional page to practice on some days as we get into a routine.

Week 7 Day 1

- ◆ 1. How many more people chose pizza than cereal?

A. 7 B. 4 C. 2 D. 1

- ◆ 2. Write the value of the underlined number: 43

- ◆ 3. What is the fraction shaded in this shape?

A. $\frac{1}{3}$ B. $\frac{3}{4}$ C. $\frac{1}{4}$



- ◆ 4. Which is the correct way to write the time on the digital clock?

A. quarter till twelve B. quarter till one

12:45

- ◆ 5. Which of these is not a unit for measuring capacity?

A. feet B. liter C. quarts D. milliliter

Favorite Food

pizza ✓ ✓ ✓ ✓
 cereal ✓ ✓ ✓
 fruit ✓ ✓
 key ✓ = 1 votes

6. 6. Math – New Content: 2.M.G.A.02- Partition a rectangle into rows and columns of same-size rectangles and count to find the total number of them.

Up until week 4, our distance learning packets have contained ONLY review material that has been taught in the classroom. Our learning team feels it is important for students to have the opportunity to learn new content that would have been taught during this time, even though we are not able to have them in the classroom and help them through new concepts. I understand that new material may be tough for some students to grasp. I have included a Khan Academy video for each new topic and a self-checking resource. Since this is new and we are proceeding without formal lessons, please just do your best and contact me if you have any trouble. You are all doing such a wonderful job! Keep up the great work!

REVIEW IF NEEDED: Watch the LearnZillion Video “Partition a shape into equal shares” which can be found here:







https://learnzillion.com/lesson_plans/4818-partition-a-shape-into-equal-shares/lesson

Complete the following self-checking worksheet:

Creating squares & rectangles

Grade 2 Geometry Worksheet

Each rectangle and square below can be made of identical small squares. How many squares are required to fill each shape? The first one is done for you.




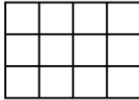
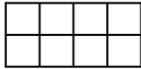
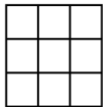
<div style="border: 2px solid red; padding: 5px; display: inline-block; margin-bottom: 10px;">3</div> 	<div style="border: 2px solid red; padding: 5px; display: inline-block; margin-bottom: 10px;"></div> 
<div style="border: 2px solid red; padding: 5px; display: inline-block; margin-bottom: 10px;"></div> 	<div style="border: 2px solid red; padding: 5px; display: inline-block; margin-bottom: 10px;"></div> 
<div style="border: 2px solid red; padding: 5px; display: inline-block; margin-bottom: 10px;"></div> 	<div style="border: 2px solid red; padding: 5px; display: inline-block; margin-bottom: 10px;"></div> 

FOLD ON THE LINE

Monday, May 4, 2020

Circle answers you got correct!


Put an X over answers you missed! 😊


<div style="border: 2px solid red; padding: 5px; display: inline-block; margin-bottom: 10px;">3</div> 	<div style="border: 2px solid red; padding: 5px; display: inline-block; margin-bottom: 10px;">6</div> 
<div style="border: 2px solid red; padding: 5px; display: inline-block; margin-bottom: 10px;">4</div> 	<div style="border: 2px solid red; padding: 5px; display: inline-block; margin-bottom: 10px;">12</div> 
<div style="border: 2px solid red; padding: 5px; display: inline-block; margin-bottom: 10px;">8</div> 	<div style="border: 2px solid red; padding: 5px; display: inline-block; margin-bottom: 10px;">9</div> 

7. **Daily Grammar** – They have used these before. They fold on the bold line and use the answer key to check their work after they are finished. It is a self-checking resource.

Name _____



Proper Nouns
Self-check





Circle the proper noun or nouns that need a capital letter in each sentence.

1. My doctor is Dr. martin.
2. We live down jingle lane.
3. My uncle mark came inside.
4. It snowed down bell street.
5. Jake and alex went skiing.
6. My cat's name is snowball.
7. We saw my cat fluffy.
8. When is president's day?
9. Sam and pat laughed.
10. Is he mr. Climber?

Fold on the Bold

If you got the answer right, put a ✓ in the box.
If you got the answer wrong, put a ✗ in the box.

1. <input type="checkbox"/> Martin	5. <input type="checkbox"/> Alex	9. <input type="checkbox"/> Pat
2. <input type="checkbox"/> Jingle Lane	6. <input type="checkbox"/> Snowball	10. <input type="checkbox"/> Mr.
3. <input type="checkbox"/> Uncle Mark	7. <input type="checkbox"/> Fluffy	
4. <input type="checkbox"/> Bell Street	8. <input type="checkbox"/> President's Day	

©Misty Greenway@Teaching Times 2 Shop-TeachingTimes2.com

Supplemental Online Programs (Please check your email for all passwords)

I strongly recommend having your child spend at least 30 minutes on each of these every day. Students have been working on these in class and should know what to do. I am going to give everyone their passwords in case anyone has forgotten.

iReady- Students use this program every day. iReady is adaptive and allows students to work at their ability level. This program does not only focus on math facts, but also mathematical concepts that your child needs to improve upon whether this be below, on, or above grade level. This must be accessed via Chrome. If on mobile, be sure to click desktop site.

<https://login.i-ready.com/>

Study Island – This website is aligned with our English Language Arts curriculum and offers lessons and assignments that I have selected for the students to practice.

<https://app.studyisland.com/cfw/login/>

Extra Practice (Optional):

MathFactsPro- This website gives students extra practice on their addition and subtraction math facts.

www.mathfactspro.com

Epic! Students have used this program every day this year. There are new assigned books in their mailboxes related to current standards. They can also look at the entire library. This website has a feature that only allows students to access during regular school hours (Monday-Friday). If you try to access outside those hours, you will get a message asking you to upgrade. This isn't necessary if they access during typical school hours.

www.getepic.com Enter class code: qkl3549

Tuesday, May 5, 2020

Daily Agenda to complete:	
<input type="checkbox"/>	1. ReadWorks Reading Passage "A Ride in Space," AND Vocabulary, and Comprehension Questions (all completed online)
<input type="checkbox"/>	2. ReadWorks Article of the Day "Tokyo, Japan" (may be completed online or handwritten)
<input type="checkbox"/>	3. Read for 20 minutes and Log (handwritten log)
<input type="checkbox"/>	4. Spelling (online at Spelling City or handwritten)
<input type="checkbox"/>	5. Daily Math (handwritten on worksheet or another piece of paper)
<input type="checkbox"/>	6. Math New Content - Video (online) and practice worksheet
<input type="checkbox"/>	7. Daily Grammar page (handwritten on worksheet or another piece of paper)
<input type="checkbox"/>	HIGHLY recommended extra practice (i-Ready, Study Island, MathFactsPro, Spelling City, Epic)

TODAY IS THE DATE FOR PARENTS ONLY TO PICK UP THEIR STUDENTS' BELONGINGS FROM THE SCHOOL AT THE SCHEDULED TIME. PLEASE SEE THE DISTRICT ANNOUNCEMENTS FOR DETAILS.

Parents, please send me an email with a snapshot of completed work for the day for any work that has been handwritten. My number is (928) 716-0000. My email is: rudyh@bagdadschools.org. PLEASE do not hesitate to contact me if you have any questions as I am here to serve your family for your student's educational needs through this time. I am happy to work out any technology or educational issues that come up! We are all in this together! I am fine with one photo of all work for the day, but **I must be able to see all the answers on each page**. Parents: Please note that there are TWO ReadWorks assignments each day. I have included this agenda checklist to help everyone see what assignments need to be completed each day for each student. Also, note there are TWO pages for math each day.

NEW: Please be sure to send each email with work as a NEW email, not a reply to any email I have sent you. Gmail has mixed up email threads and made it hard for me to find student work.

1. Reading

ReadWorks Reading Passage "A Ride in Space," AND Vocabulary, and Comprehension Questions (all completed online) Please go to www.readworks.org/Student Class Code VBK6M4

Each day there will be a new story. Please have your child read this at least three times They may listen to the story, but it is important that they read it on their own at least two times. Click on vocabulary and review vocabulary words. They will then need to answer the comprehension questions. Please remind students to go back to the story to find their answers. This will automatically be sent to me.

2. Writing

ReadWorks Writing Assignment-Please log in to ReadWorks again and go to Article of the Day. Today they will read the next article. Students are used to this routine using print articles and our Book of Knowledge format.

Please read through each article 2 times. They follow along during the first read aloud. During the second read aloud, they underline at least two interesting or important facts they would like to add to their Book of Knowledge. For this assignment, you may have your student type the minimum two sentences online or you may have them write them on paper. **PLEASE be sure they are using grammar rules: capitals where needed, spelling, and punctuation. They DO know how to do this and it is required.** **There is a section called "notes" that is different from the actual Book of Knowledge section. Please be sure they complete the BOOK OF KNOWLEDGE section for credit.**

Here is the article for today:

Tokyo, Japan

By Justin Moy (195 words)



Tokyo is the capital of Japan. It is on the eastern part of Japan's largest island. Tokyo is the largest city in Japan and one of the largest in the world. More than 12 million people live there.

The city has some famous places for visitors. People can visit the Tokyo Skytree. They can even go up the tower and see many areas in and around Tokyo. The tower is 634 meters tall (about 2080 feet). When it opened in 2012, the Tokyo Skytree was the tallest tower in the world.

Many people also visit the gardens around the Imperial Palace. This palace is where the emperor and empress live. The Imperial Palace and gardens are located close to Tokyo Station. It is one of the busiest train stations in the country.

Shinjuku Station is the train station with the most people passing through. It is the busiest train station in the world. More than three million people usually pass through it each day.

There are many other popular places in Tokyo. Harajuku and Ginza are popular for fashion. Akihabara is known for its electronics. There are also shrines and temples that people can visit.

3. Reading Log-Continue to read 20 minutes each day. I have opened up the ReadWorks library to allow for your child to have access to thousands of digital passages. They may also choose titles using their Epic account. They are familiar with logging in to Epic.

4. Spelling – Tuesday – write words in ABC order two times and/or do one activity on Spelling City. They do not have to do both.

www.spellingcity.com

Spelling

were

was

why

could

where

would

when

saw

how

friend

what

who

they

said

are

with

that

you

this

here

5. Daily Math

Each day there will be a Daily Math Review for students to complete.

They have already learned this material, but may still need some help. Please feel free to help them if they are stuck. There may be an additional page to practice on some days as we get into a routine.

Week 7 Day 2

- ◆ 1. How many fewer students chose blue than pink?

A. 6 B. 4 C. 3 D. 2

- ◆ 2. $260 - 100 = \underline{\hspace{2cm}}$

- ◆ 3. What fraction of the circle is colored?

A. $\frac{2}{4}$ B. $\frac{1}{4}$ C. $\frac{3}{4}$ D. $\frac{4}{3}$



- ◆ 4. What time does the clock show?

A. 4:07 B. 7:20 C. 4:35 D. 7:22



- ◆ 5. Jim's mom gave him \$8.25 to go to the store. He bought chips for \$1.48, juice for \$2.64, and a granola bar for \$0.75. How much did he spend altogether?

A. \$4.87 B. \$3.38 C. \$13.12 D. \$4.77

Favorite Color

Blue ✓
 Pink ✓✓✓
 Yellow ✓✓
 key ✓ = 3 votes

6. Math – New Content: 2.M.G.A.02- Partition a rectangle into rows and columns of same-size rectangles and count to find the total number of them.

Up until week 4, our distance learning packets have contained ONLY review material that has been taught in the classroom. Our learning team feels it is important for students to have the opportunity to learn new content that would have been taught during this time, even though we are not able to have them in the classroom and help them through new concepts. I understand that new material may be tough for some students to grasp. I have included a video for each new topic and a self-checking resource. Since this is new and we are proceeding without formal lessons, please just do your best and contact me if you have any trouble. You are all doing such a wonderful job! Keep up the great work!

REVIEW IF NEEDED: Watch the LearnZillion Video “Partition a shape into equal shares” which can be found here:

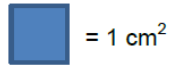
https://learnzillion.com/lesson_plans/4818-partition-a-shape-into-equal-shares/lesson









Complete the following self-checking worksheet:

Finding the area of a rectangle using a rectangular grid

Grade 2 Geometry Worksheet

If each of the square is 1 cm (shown below), find the area for the shapes shown below.



	
_____	_____
	
_____	_____
	
_____	_____
	
_____	_____

FOLD ON THE LINE

Tuesday, May 5, 2020

Circle answers you got correct!


Put an X over answers you missed! 😊

4 cm ²	8 cm ²
6 cm ²	10 cm ²
12 cm ²	7 cm ²
20 cm ²	21 cm ²


7. **Daily Grammar** – They have used these before. They fold on the bold line and use the answer key to check their work after they are finished. It is a self-checking resource.

Name _____

Directions- Write •, ?, or ! in each box.

End Marks
Self-check


1. Please, sit down
2. Hooray for snow
3. Tomorrow is Monday
4. What time is it now
5. Do you know the time
6. Get your money
7. Happy birthday
8. I like to paint
9. When will it snow
10. Come with us



Fold on the Bold

If you got the answer right, put a ✓ in the box.
If you got the answer wrong, put a ✗ in the box.

1. <input type="checkbox"/> ●	5. <input type="checkbox"/> ?	9. <input type="checkbox"/> ?
2. <input type="checkbox"/> !	6. <input type="checkbox"/> ●	10. <input type="checkbox"/> ●
3. <input type="checkbox"/> ●	7. <input type="checkbox"/> !	
4. <input type="checkbox"/> ?	8. <input type="checkbox"/> ●	

©Misty Greenway©Teaching Times 2 Shop-TeachingTimes2.com

Specials:**Art:** <https://mekirk02.wixsite.com/bagdad-schools-art/elementary-art>**Music:** <https://sites.google.com/a/bagdadschools.org/temperleymusic/>

*****PLEASE BE SURE TO EMAIL ALL SPECIALS TEACHERS DIRECTLY WITH YOUR ASSIGNMENTS AS I DO NOT HAVE ACCESS TO THEIR GRADEBOOK TO INPUT SPECIALS GRADES**

Supplemental Online Programs (Please check your email for all passwords)

I strongly recommend having your child spend at least 30 minutes on each of these every day. Students have been working on these in class and should know what to do. I am going to give everyone their passwords in case anyone has forgotten.

iReady- Students use this program every day. iReady is adaptive and allows students to work at their ability level. This program does not only focus on math facts, but also mathematical concepts that your child needs to improve upon whether this be below, on, or above grade level. This must be accessed via Chrome. If on mobile, be sure to click desktop site.

<https://login.i-ready.com/>

Study Island – This website is aligned with our English Language Arts curriculum and offers lessons and assignments that I have selected for the students to practice.

<https://app.studyisland.com/cfw/login/>

Extra Practice (Optional):

MathFactsPro- This website gives students extra practice on their addition and subtraction math facts.

www.mathfactspro.com

Epic! Students have used this program every day this year. There are new assigned books in their mailboxes related to current standards. They can also look at the entire library. This website has a feature that only allows students to access during regular school hours (Monday-Friday). If you try to access outside those hours, you will get a message asking you to upgrade. This isn't necessary if they access during typical school hours.

www.getepic.com Enter class code: qkl3549

Wednesday, May 6, 2020

Daily Agenda to complete:	
<input type="checkbox"/>	1. ReadWorks Reading Passage "Macy the Elephant," AND Vocabulary, and Comprehension Questions (all completed online)
<input type="checkbox"/>	2. ReadWorks Article of the Day "Mount Fuji" (may be completed online or handwritten)
<input type="checkbox"/>	3. Read for 20 minutes and Log (handwritten log)
<input type="checkbox"/>	4. Spelling (online at Spelling City or handwritten)
<input type="checkbox"/>	5. Daily Math (handwritten on worksheet or another piece of paper)
<input type="checkbox"/>	6. Math New Content - Video (online) and practice worksheet
<input type="checkbox"/>	7. Daily Grammar page (handwritten on worksheet or another piece of paper)
<input type="checkbox"/>	HIGHLY recommended extra practice (i-Ready, Study Island, MathFactsPro, Spelling City, Epic)

Parents, please send me an email with a snapshot of completed work for the day for any work that has been handwritten. My number is (928) 716-0000. My email is: rudyh@bagdadschools.org. PLEASE do not hesitate to contact me if you have any questions as I am here to serve your family for your student's educational needs through this time. I am happy to work out any technology or educational issues that come up! We are all in this together! I am fine with one photo of all work for the day, but **I must be able to see all the answers on each page**. Parents: Please note that there are TWO ReadWorks assignments each day. I have included this agenda checklist to help everyone see what assignments need to be completed each day for each student. Also, note there are TWO pages for math each day.

NEW: Please be sure to send each email with work as a NEW email, not a reply to any email I have sent you. Gmail has mixed up email threads and made it hard for me to find student work.

1. Reading

ReadWorks Reading Passage "Macy the Elephant," AND Vocabulary, and Comprehension Questions (all completed online) Please go to www.readworks.org/Student Class Code VBK6M4

Each day there will be a new story. Please have your child read this at least three times. They may listen to the story, but it is important that they read it on their own at least two times. Click on vocabulary and review vocabulary words. They will then need to answer the comprehension questions. Please remind students to go back to the story to find their answers. This will automatically be sent to me.

2. Writing

ReadWorks Writing Assignment-Please log in to ReadWorks again and go to Article of the Day. Today they will read the next article. Students are used to this routine using print articles and our Book of Knowledge format.

Please read through each article 2 times. They follow along during the first read aloud. During the second read aloud, they underline at least two interesting or important facts they would like to add to their Book of Knowledge. For this assignment, you may have your student type the minimum two sentences online or you may have them write them on paper. **PLEASE be sure they are using grammar rules: capitals where needed, spelling, and punctuation. They DO know how to do this and it is required.** **There is a section called "notes" that is different from the actual Book of Knowledge section. Please be sure they complete the BOOK OF KNOWLEDGE section for credit.**

Here is the article for today:

Mount Fuji

By Justin Moy (174 words)



Mount Fuji is the highest mountain in Japan. It is located only 100 kilometers (about 60 miles) from Tokyo. Mount Fuji is a cone-shaped volcano 3,776 meters (about 12,380 feet) high. The last time it erupted was in 1707.

Mount Fuji is the most popular place for Japanese people and for visitors to Japan. It is a symbol of Japan. Mount Fuji is also a sacred place for a lot of Japanese people. There are many shrines around it. There are even some shrines on it.

Many people who visit Mount Fuji also climb it. More than 200,000 people climb Mount Fuji each year. It is open to climbers from early July to early September. Climbers can choose from four routes up Mount Fuji. Each route has huts where climbers can rest. The huts even have toilets!

It is popular for climbers to see the sunrise at the top of Mount Fuji. It is also popular for climbers to send postcards from there. There's a post office at the top of Mount Fuji.

3. Reading Log-Continue to read 20 minutes each day. I have opened up the ReadWorks library to allow for your child to have access to thousands of digital passages. They may also choose titles using their Epic account. They are familiar with logging in to Epic.

4. Spelling – Wednesday – write the words forward, backward, forward and/or do one activity on Spelling City. They do not have to do both.

www.spellingcity.com

Spelling

were

was

why

could

where

would

when

saw

how

friend

what

who

they

said

are

with

that

you

this

here

5. Daily Math

Each day there will be a Daily Math Review for students to complete.

They have already learned this material, but may still need some help. Please feel free to help them if they are stuck. There may be an additional page to practice on some days as we get into a routine.

Week 7 Day 3

- ◆ 1. How many more votes were there for pink than yellow?
A. 10 B. 5 C. 15 D. 3

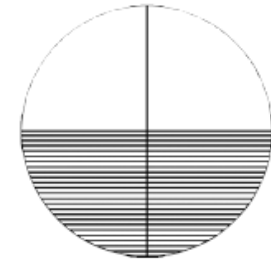
Favorite Color

Blue √
Pink √√√
Yellow √√
key √= 3 votes

- ◆ 2. Billy has 12 baseball cards. He gave 3 baseball cards away. How many baseball cards does he have now? A. 7 B. 9 C. 8

- ◆ 3. What is the fraction shaded in this shape?
A. $\frac{2}{4}$ B. $\frac{1}{4}$ C. $\frac{2}{3}$

- ◆ 4. What time is it?
A. 3:05 B. 3:11 C. 11:13



- ◆ 5. Count by 2s: 104, 106, _____, _____, _____, _____, 118

6. Math – New Content: 2.M.OA.C.04- Use addition to find the total number of objects arranged in rectangular arrays (with up to 5 rows and 5 columns). Write an equation to express the total as a sum of equal addends.

Up until week 4, our distance learning packets have contained ONLY review material that has been taught in the classroom. Our learning team feels it is important for students to have the opportunity to learn new content that would have been taught during this time, even though we are not able to have them in the classroom and help them through new concepts. I understand that new material may be tough for some students to grasp. I have included a video for each new topic and a self-checking resource. Since this is new and we are proceeding without formal lessons, please just do your best and contact me if you have any trouble. You are all doing such a wonderful job! Keep up the great work!

Watch the LearnZillion Video “Use repeated addition to find the total number of objects in an array” which can be found here:

https://learnzillion.com/lesson_plans/4821-use-repeated-addition-to-find-the-total-number-of-objects-in-an-array/



Complete the following self-checking worksheet:

Name _____

Arrays
Self-check

ARRAYS

Write the repeated addition equation under each picture to show the array.

1

4

2

5

3

6

Fold on the Bold


If you got the answer right, put a ✓ in the box. If you got the answer wrong, put a ✗ in the box.

1. <input type="checkbox"/> 2+2+2=6	4. <input type="checkbox"/> 2+2+2+2+2+2=12
2. <input type="checkbox"/> 4+4+4=12	5. <input type="checkbox"/> 4+4+4+4=16
3. <input type="checkbox"/> 3+3+3=9	6. <input type="checkbox"/> 2+2+2+2=8

©Misty Greenway@Teaching Times 2 Shop-TeachingTimes2.com


7. **Daily Grammar** – They have used these before. They fold on the bold line and use the answer key to check their work after they are finished. It is a self-checking resource.

Name _____

End Marks
Self-check


Directions- Write ●, ?, or ! in each box:

1. Did you get your homework
2. Wow, I cannot wait until the first snow
3. Where did you put the glass of milk
4. Take the paper and put it in a stack
5. Help your brother clean his room
6. Oh boy, I love a parade
7. The parade starts at 6 o'clock
8. Can you draw a snowman
9. Help. I am going to fall
10. The weather is colder in the winter



Fold on the Bold

If you got the answer right, put a ✓ in the box.
If you got the answer wrong, put a ✗ in the box.

1. <input type="checkbox"/> ?	5. <input type="checkbox"/> ●	9. <input type="checkbox"/> !
2. <input type="checkbox"/> !	6. <input type="checkbox"/> !	10. <input type="checkbox"/> ●
3. <input type="checkbox"/> ?	7. <input type="checkbox"/> ●	
4. <input type="checkbox"/> ●	8. <input type="checkbox"/> ?	

©Misty Greenway©Teaching Times 2 Shop-TeachingTimes2.com

Special:

P.E. <https://sites.google.com/view/bagdadphysicaleducationk-12/home/distance-learning?authuser=0>

***PLEASE BE SURE TO EMAIL ALL SPECIALS TEACHERS DIRECTLY WITH YOUR ASSIGNMENTS AS I DO NOT HAVE ACCESS TO THEIR GRADEBOOK TO INPUT SPECIALS GRADES

Supplemental Online Programs (Please check your email for all passwords)

I strongly recommend having your child spend at least 30 minutes on each of these every day. Students have been working on these in class and should know what to do. I am going to give everyone their passwords in case anyone has forgotten.

iReady- Students use this program every day. iReady is adaptive and allows students to work at their ability level. This program does not only focus on math facts, but also mathematical concepts that your child needs to improve upon whether this be below, on, or above grade level. This must be accessed via Chrome. If on mobile, be sure to click desktop site.

<https://login.i-ready.com/>

Study Island – This website is aligned with our English Language Arts curriculum and offers lessons and assignments that I have selected for the students to practice.

<https://app.studyisland.com/cfw/login/>

Extra Practice (Optional):

MathFactsPro- This website gives students extra practice on their addition and subtraction math facts.

www.mathfactspro.com

Epic! Students have used this program every day this year. There are new assigned books in their mailboxes related to current standards. They can also look at the entire library. This website has a feature that only allows students to access during regular school hours (Monday-Friday). If you try to access outside those hours, you will get a message asking you to upgrade. This isn't necessary if they access during typical school hours.

www.getepic.com Enter class code: qkl3549

Thursday, May 7, 2020

Daily Agenda to complete:	
<input type="checkbox"/>	1. ReadWorks Reading Passage "Comparing Solids," AND Vocabulary, and Comprehension Questions (all completed online)
<input type="checkbox"/>	2. ReadWorks Article of the Day "Haiku" (may be completed online or handwritten)
<input type="checkbox"/>	3. Read for 20 minutes and Log (handwritten log)
<input type="checkbox"/>	4. Spelling (online at Spelling City or handwritten)
<input type="checkbox"/>	5. Daily Math (handwritten on worksheet or another piece of paper)
<input type="checkbox"/>	6. Math New Content - Video (online) and practice worksheet
<input type="checkbox"/>	7. Daily Grammar page (handwritten on worksheet or another piece of paper)
<input type="checkbox"/>	HIGHLY recommended extra practice (i-Ready, Study Island, MathFactsPro, Spelling City, Epic)

Parents, please send me an email with a snapshot of completed work for the day for any work that has been handwritten. My number is (928) 716-0000. My email is: rudyh@bagdadschools.org. PLEASE do not hesitate to contact me if you have any questions as I am here to serve your family for your student's educational needs through this time. I am happy to work out any technology or educational issues that come up! We are all in this together! I am fine with one photo of all work for the day, but **I must be able to see all the answers on each page.** Parents: Please note that there are TWO ReadWorks assignments each day. I have included this agenda checklist to help everyone see what assignments need to be completed each day for each student. Also, note there are TWO pages for math each day.

NEW: Please be sure to send each email with work as a NEW email, not a reply to any email I have sent you. Gmail has mixed up email threads and made it hard for me to find student work.

1. Reading

ReadWorks Reading Passage "Comparing Solids," AND Vocabulary, and Comprehension Questions (all completed online) Please go to www.readworks.org/Student Class Code VBK6M4

Each day there will be a new story. Please have your child read this at least three times. They may listen to the story, but it is important that they read it on their own at least two times. Click on vocabulary and review vocabulary words. They will then need to answer the comprehension questions. Please remind students to go back to the story to find their answers. This will automatically be sent to me.

2. Writing

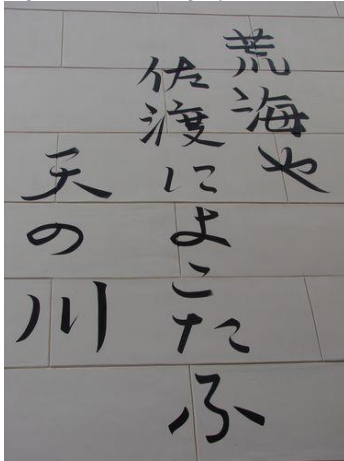
ReadWorks Writing Assignment-Please log in to ReadWorks again and go to Article of the Day. Today they will read the next article. Students are used to this routine using print articles and our Book of Knowledge format.

Please read through each article 2 times. They follow along during the first read aloud. During the second read aloud, they underline at least two interesting or important facts they would like to add to their Book of Knowledge. For this assignment, you may have your student type the minimum two sentences online or you may have them write them on paper. **PLEASE be sure they are using grammar rules: capitals where needed, spelling, and punctuation. They DO know how to do this and it is required.** **There is a section called "notes" that is different from the actual Book of Knowledge section. Please be sure they complete the BOOK OF KNOWLEDGE section for credit.**

Here is the article for today:

Haiku

By Justin Moy (174 words)



Go outside. What do you see? Many poets write about what they see in nature. Long ago, some Japanese poets looked at nature and then wrote short poems. These short poems are called haiku.

A haiku has three lines. Usually the first line has five syllables. The second line has seven syllables, and the third has five. A haiku expresses a lot by using few words. The picture above is a haiku in Japanese. Here's a translation of it:

seas are wild tonight

stretching over Sado Isle

silent clouds of stars

This haiku was written by a very famous Japanese haiku poet. His name was Matsuo Basho. He lived in the 17th century. Since the 17th century, haiku has been the most popular kind of poetry from Japan.

Today, people all over the world write haiku. There are even haiku contests. What do people write about? These days, haiku can be about anything, but nature continues to be a popular topic.

people write haiku

expressing all that they see

few words say a lot

3. **Reading Log**-Continue to read 20 minutes each day. I have opened up the ReadWorks library to allow for your child to have access to thousands of digital passages. They may also choose titles using their Epic account. They are familiar with logging in to Epic.

4. **Spelling** – Thursday – write all words as triangle words and/or do one activity on Spelling City. They do not have to do both.

www.spellingcity.com

Spelling

were

was

why

could

where

would

when

saw

how

friend

what

who

they

said

are

with

that

you

this

here

5. Daily Math

Each day there will be a Daily Math Review for students to complete.

They have already learned this material, but may still need some help. Please feel free to help them if they are stuck. There may be an additional page to practice on some days as we get into a routine.

Week 7 Day 4

- ◆ 1. How many more people chose pizza than cereal?

A. 12 B. 4 C. 2 D. 6

- ◆ 2. Which is not used for measuring length?

A. liter B. centimeter C. meter

- ◆ 3. What is fraction of the square is not colored?

A. $\frac{1}{4}$ B. $\frac{2}{4}$ C. $\frac{3}{4}$ D. $\frac{4}{4}$

- ◆ 4. What time does the clock show?


A. 1:38 B. 1:08 C. 8:05

- ◆ 5. Compare these expressions. $32 + 12$ _____ $45 - 7$

A. greater than B. equal to C. not equal to

Favorite Food

pizza ✓ ✓ ✓ ✓
 cereal ✓ ✓ ✓
 fruit ✓ ✓
 key ✓ = 2 votes



6. Math – New Content: 2.M.OA.C.04- Use addition to find the total number of objects arranged in rectangular arrays (with up to 5 rows and 5 columns). Write an equation to express the total as a sum of equal addends.

Up until week 4, our distance learning packets have contained ONLY review material that has been taught in the classroom. Our learning team feels it is important for students to have the opportunity to learn new content that would have been taught during this time, even though we are not able to have them in the classroom and help them through new concepts. I understand that new material may be tough for some students to grasp. I have included a Khan Academy video for each new topic and a self-checking resource. Since this is new and we are proceeding without formal lessons, please just do your best and contact me if you have any trouble. You are all doing such a wonderful job! Keep up the great work!


REVIEW IF NEEDED: Watch the LearnZillion Video “Use repeated addition to find the total number of objects in an array” which can be found here:

https://learnzillion.com/lesson_plans/4821-use-repeated-addition-to-find-the-total-number-of-objects-in-an-array/


Complete the following self-checking worksheet:

Name _____

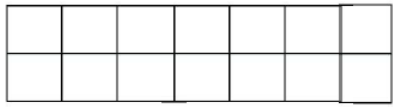

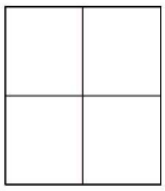


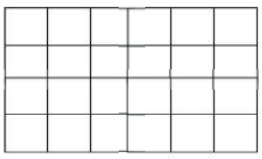
Write the repeated addition equation under each picture to show the array.



Arrays
Self-check



**CHILLY
ARRAYS**

<p>① </p> <p>_____</p>	<p>④ </p> <p>_____</p>
<p>② </p> <p>_____</p>	<p>⑤ </p> <p>_____</p>
<p>③ </p> <p>_____</p>	<p>⑥ </p> <p>_____</p>

Fold on the Bold


If you got the answer right, put a ✓ in the box. If you got the answer wrong, put a ✗ in the box.

1. <input type="checkbox"/> $2+2+2+2+2+2+2=14$	4. <input type="checkbox"/> $4+4+4+4=16$
2. <input type="checkbox"/> $2+2=4$	5. <input type="checkbox"/> $6+6+6=18$
3. <input type="checkbox"/> $3+3+3+3+3+3=18$	6. <input type="checkbox"/> $4+4+4+4+4+4=24$

©Misty Greenway@Teaching Times 2
Shop-TeachingTimes2.com

7. **Daily Grammar** – They have used these before. They fold on the bold line and use the answer key to check their work after they are finished. It is a self-checking resource.

Name _____

Prefixes/Suffixes
Self-check


Circle the prefix or suffix of each word.

1. unhappy	7. misplace
2. hardly	8. cooking
3. rewrite	9. hopeful
4. jumping	10. lovely
5. preheat	11. useful
6. marked	12. undo

Fold on the Bold

If you got the answer right, put a ✓ in the box.
If you got the answer wrong, put a ✗ in the box.

1. <input type="checkbox"/> un	5. <input type="checkbox"/> pre	9. <input type="checkbox"/> ful
2. <input type="checkbox"/> ly	6. <input type="checkbox"/> ed	10. <input type="checkbox"/> ly
3. <input type="checkbox"/> re	7. <input type="checkbox"/> mis	11. <input type="checkbox"/> ful
4. <input type="checkbox"/> ing	8. <input type="checkbox"/> ing	12. <input type="checkbox"/> un

©Misty Greenway@Teaching Times 2 Shop-TeachingTimes2.com

Special:**Computers:** <https://wadel37.wixsite.com/website>

** I set up an account for your student at a really fun and engaging typing website. This is optional for students who are really missing their computer special on Thursdays!

Please go to: <https://www.typing.com/student/login>

Supplemental Online Programs (Please check your email for all passwords)

I strongly recommend having your child spend at least 30 minutes on each of these every day. Students have been working on these in class and should know what to do. I am going to give everyone their passwords in case anyone has forgotten.

iReady- Students use this program every day. iReady is adaptive and allows students to work at their ability level. This program does not only focus on math facts, but also mathematical concepts that your child needs to improve upon whether this be below, on, or above grade level. This must be accessed via Chrome. If on mobile, be sure to click desktop site.

<https://login.i-ready.com/>

Study Island – This website is aligned with our English Language Arts curriculum and offers lessons and assignments that I have selected for the students to practice.

<https://app.studyisland.com/cfw/login/>

Extra Practice (Optional):

MathFactsPro- This website gives students extra practice on their addition and subtraction math facts.

www.mathfactspro.com

Epic! Students have used this program every day this year. There are new assigned books in their mailboxes related to current standards. They can also look at the entire library. This website has a feature that only allows students to access during regular school hours (Monday-Friday). If you try to access outside those hours, you will get a message asking you to upgrade. This isn't necessary if they access during typical school hours.

www.getepic.com Enter class code: qkl3549

Parents: If you like, please send me a note today with any feedback you have for the way this week has gone for you. Is there anything that has been difficult to accomplish? Is there a format that isn't working for you? Have directions been clear? Is it organized in a way that is simple to follow or has it been confusing? I would love to hear how I can make this process easier for you. Please take a minute to share! Thank you for all your hard work this week! Your students are so Blessed to have parents like you!!

Hannah Rudy