

Monday, May 11, 2020

Daily Agenda to complete:	
<input type="checkbox"/>	1. ReadWorks Reading Passage "The Rocky Mountains," AND Vocabulary, and Comprehension Questions (all completed online)
<input type="checkbox"/>	2. ReadWorks Article of the Day "Ice Skating" (may be completed online or handwritten)
<input type="checkbox"/>	3. Read for 20 minutes and Log (handwritten log)
<input type="checkbox"/>	4. Spelling (online at Spelling City or handwritten)
<input type="checkbox"/>	5. Daily Math (handwritten on worksheet or another piece of paper)
<input type="checkbox"/>	6. Math New Content - Video (online) and practice worksheet
<input type="checkbox"/>	7. Daily Grammar page (handwritten on worksheet or another piece of paper)
<input type="checkbox"/>	HIGHLY recommended extra practice (i-Ready, Study Island, MathFactsPro, Spelling City, Epic)

ALL DISTANCE LEARNING WORK MUST BE TURNED IN BY MAY 21. I AM UNABLE TO ACCEPT ANY WORK AFTER THIS DATE. THERE ARE NO EXCEPTIONS.

QUITE A FEW STUDENTS IN THIS CLASS ARE MISSING BOOKS. PLEASE BE SURE TO TURN IN ALL SCHOOL LIBRARY BOOKS TO THE LIBRARY ASAP.

Please see the last page for an Ag in the Classroom activity by Mrs. Chiantaretto for all students who picked up the packet in the library May 5! 😊 (You can still read along without the packet.)

Parents, please send me an email with a snapshot of completed work for the day for any work that has been handwritten. My number is (928) 716-0000. My email is: rudyh@bagdadschools.org. I am fine with one photo of all work for the day, but **I must be able to see all the answers on each page**. Parents: Please note that there are TWO ReadWorks assignments each day. Also, note there are TWO pages for math each day.

NEW: Please be sure to send each email with work as a NEW email, not a reply to any email I have sent you. Gmail has mixed up email threads and made it hard for me to find student work.

1. Reading

ReadWorks Reading Passage "The Rocky Mountains," AND Vocabulary, and Comprehension Questions (all completed online) Please go to www.readworks.org/Student Class Code VBK6M4

Each day there will be a new story. Please have your child read this at least three times. They may listen to the story, but it is important that they read it on their own at least two times. Click on vocabulary and review vocabulary words. They will then need to answer the comprehension questions AND VOCABULARY. Please remind students to go back to the story to find their answers.

2. Writing

ReadWorks Writing Assignment-Please log in to ReadWorks again and go to Article of the Day. Today they will read the next article.

Please read through each article 2 times. They follow along during the first read aloud. During the second read aloud, they underline at least two interesting or important facts they would like to add to their Book of Knowledge. For this assignment, you may have your student type the minimum two sentences online or you may have them write them on paper. **PLEASE be sure they are using grammar rules: capitals where needed, spelling, and punctuation. They DO know how to do this and it is required.** **There is a section called "notes" that is different from the actual Book of Knowledge section. Please be sure they complete the BOOK OF KNOWLEDGE section for credit.**

Here is the article for today:

Ice Skating

By ReadWorks (190 words)



Photo Credit: AP Images

photograph of a figure skater

Have you ever gone ice skating before? Many people like to ice skate for fun. When ice skates were invented, however, they were used to help people survive. Ice skates helped people travel quickly across frozen lakes and rivers. They also helped people save energy when they were hunting animals for food. People did not get as tired when they traveled on ice skates.



photograph of 11th century ice skates made from horse bone

The first ice skates were made from animal bone. The bones could glide easily across the ice. Holes would be carved in the bone so that leather straps could be thread through. These leather straps would then be tied around the skater's foot.



Photo Credit: Steven G. Johnson, CC BY-SA 3.0

photograph of bone skates

Many scientists believe that ice skating was invented in ancient Finland. Finland is a country with many lakes. Ice skates would have been very helpful for people living in Finland.



Would you want to try ice skating on bone skates?

Photo Credit: Strokin.Ru, CC BY 3.0

Photograph of lake in Finland

3. Reading Log-Continue to read 20 minutes each day. I have opened up the ReadWorks library to allow for your child to have access to thousands of digital passages. They may also choose titles using their Epic account. They are familiar with logging in to Epic. A parent requested a reading log form. You may use whatever works for you. 😊 Here is a reading log to use for this week:

Reading Log		
Date	Book	Parent Signature
5/11/2020		
5/12/2020		
5/13/2020		
5/14/2020		

4. Spelling - Monday-Write spelling words 3 times each and/or do one activity on Spelling City. They do not have to do both. www.spellingcity.com

Spelling

going

walk

again

may

stop

fly

round

give

once

open

free

wheel

teach

team

teeth

speak

please

sneeze

beach

meaning

5. Daily Math

Each day there will be a Daily Math Review for students to complete.

They have already learned this material, but may still need some help. Please feel free to help them if they are stuck. There may be an additional page to practice on some days as we get into a routine.

Week 8 Day 1

- ◆ 1. Mrs. B's class went on a field trip. There were 24 students. 14 of them were boys and the rest were girls. How many girls went on the trip?


- ◆ 2. Pick the fact that does NOT belong in the family of 29.

A. $10+9$ B. $15+14$ C. $17+12$ D. $20+9$

- ◆ 3. $\$9.10 - \$3.04 =$ _____

- ◆ 4. $520 + 100 =$ _____

- ◆ 5. How much money is shown?



A. \$1.92 B. \$2.82 C. \$2.92

6. Math – New Content: 2.M.OA.C.04- Use addition to find the total number of objects arranged in rectangular arrays (with up to 5 rows and 5 columns). Write an equation to express the total as a sum of equal addends.

Up until week 4, our distance learning packets have contained ONLY review material that has been taught in the classroom. Our learning team feels it is important for students to have the opportunity to learn new content that would have been taught during this time, even though we are not able to have them in the classroom and help them through new concepts. I understand that new material may be tough for some students to grasp. I have included a Khan Academy video for each new topic and a self-checking resource. Since this is new and we are proceeding without formal lessons, please just do your best and contact me if you have any trouble. You are all doing such a wonderful job! Keep up the great work!

REVIEW IF NEEDED: Watch the LearnZillion Video “Use repeated addition to find the total number of objects in an array” which can be found here:


https://learnzillion.com/lesson_plans/4821-use-repeated-addition-to-find-the-total-number-of-objects-in-an-array/

Complete the following self-checking worksheet:


Name _____

ARRAYS

SNOWBALL FIGHT!



Draw snowballs to show each array. The first one has been started for you.

<p style="text-align: center; border: 1px solid black; border-radius: 10px; padding: 5px;">4 rows of 3</p> <div style="display: flex; align-items: center;">  $3 + 3 + 3 + 3 = 12$ </div>	<p style="text-align: center; border: 1px solid black; border-radius: 10px; padding: 5px;">4 rows of 2</p> $2 + 2 + 2 + 2 = 8$
<p style="text-align: center; border: 1px solid black; border-radius: 10px; padding: 5px;">3 rows of 2</p> $2 + 2 + 2 = 6$	<p style="text-align: center; border: 1px solid black; border-radius: 10px; padding: 5px;">3 rows of 3</p> $3 + 3 + 3 = 9$
<p style="text-align: center; border: 1px solid black; border-radius: 10px; padding: 5px;">2 rows of 4</p> $4 + 4 = 8$	<p style="text-align: center; border: 1px solid black; border-radius: 10px; padding: 5px;">2 rows of 2</p> $2 + 2 = 4$





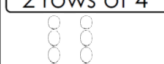

©Misty Greenway@Teaching Times 2 Shop-TeachingTimes2.com

FOLD ON THE LINE

Monday, May 11, 2020


Circle answers you got correct!

Put an X over answers you missed! 😊

<p style="text-align: center; border: 1px solid black; border-radius: 10px; padding: 2px;">4 rows of 3</p> <div style="display: flex; align-items: center;">  $3 + 3 + 3 + 3 = 12$ </div>	<p style="text-align: center; border: 1px solid black; border-radius: 10px; padding: 2px;">4 rows of 2</p> <div style="display: flex; align-items: center;">  $2 + 2 + 2 + 2 = 8$ </div>
<p style="text-align: center; border: 1px solid black; border-radius: 10px; padding: 2px;">3 rows of 2</p> <div style="display: flex; align-items: center;">  $2 + 2 + 2 = 6$ </div>	<p style="text-align: center; border: 1px solid black; border-radius: 10px; padding: 2px;">3 rows of 3</p> <div style="display: flex; align-items: center;">  $3 + 3 + 3 = 9$ </div>
<p style="text-align: center; border: 1px solid black; border-radius: 10px; padding: 2px;">2 rows of 4</p> <div style="display: flex; align-items: center;">  $4 + 4 = 8$ </div>	<p style="text-align: center; border: 1px solid black; border-radius: 10px; padding: 2px;">2 rows of 2</p> <div style="display: flex; align-items: center;">  $2 + 2 = 4$ </div>


7. **Daily Grammar** – They have used these before. They fold on the bold line and use the answer key to check their work after they are finished. It is a self-checking resource.

Name _____



Circle the prefix or suffix of each word.


- dislike
- badly
- unlucky
- repaint
- preschool
- looking
- hooked
- slowest
- colorful
- helpless
- kindness
- replace

Prefixes/Suffixes
Self-check


If you got the answer right, put a ✓ in the box.
If you got the answer wrong, put a X in the box.

Fold on the Bold

- dis-
- ly
- un
- re-
- pre-
- ing
- ed
- est
- ful
- less
- ness
- re



©Misty Greenway@TeachingTimes 2 Shop-TeachingTimes2.com

Supplemental Online Programs (Please check your email for all passwords)

I strongly recommend having your child spend at least 30 minutes on each of these every day. Students have been working on these in class and should know what to do. I am going to give everyone their passwords in case anyone has forgotten.

iReady- Students use this program every day. iReady is adaptive and allows students to work at their ability level. This program does not only focus on math facts, but also mathematical concepts that your child needs to improve upon whether this be below, on, or above grade level. This must be accessed via Chrome. If on mobile, be sure to click desktop site.

<https://login.i-ready.com/>

Study Island – This website is aligned with our English Language Arts curriculum and offers lessons and assignments that I have selected for the students to practice.

<https://app.studyisland.com/cfw/login/>

Extra Practice (Optional):

MathFactsPro- This website gives students extra practice on their addition and subtraction math facts.

www.mathfactspro.com

Epic! Students have used this program every day this year. There are new assigned books in their mailboxes related to current standards. They can also look at the entire library. This website has a feature that only allows students to access during regular school hours (Monday-Friday). If you try to access outside those hours, you will get a message asking you to upgrade. This isn't necessary if they access during typical school hours.

www.getepic.com Enter class code: qkl3549

Tuesday, May 12, 2020

Daily Agenda to complete:	
<input type="checkbox"/>	1. ReadWorks Reading Passage "Birds and Other Dinosaurs," AND Vocabulary, and Comprehension Questions (all completed online)
<input type="checkbox"/>	2. ReadWorks Article of the Day "Writing" (may be completed online or handwritten)
<input type="checkbox"/>	3. Read for 20 minutes and Log (handwritten log)
<input type="checkbox"/>	4. Spelling (online at Spelling City or handwritten)
<input type="checkbox"/>	5. Daily Math (handwritten on worksheet or another piece of paper)
<input type="checkbox"/>	6. Math New Content - Video (online) and practice worksheet
<input type="checkbox"/>	7. Daily Grammar page (handwritten on worksheet or another piece of paper)
<input type="checkbox"/>	HIGHLY recommended extra practice (i-Ready, Study Island, MathFactsPro, Spelling City, Epic)

Parents, please send me an email with a snapshot of completed work for the day for any work that has been handwritten. My number is (928) 716-0000. My email is: rudyh@bagdadschools.org. PLEASE do not hesitate to contact me if you have any questions as I am here to serve your family for your student's educational needs through this time. I am happy to work out any technology or educational issues that come up! We are all in this together! I am fine with one photo of all work for the day, but **I must be able to see all the answers on each page.** Parents: Please note that there are TWO ReadWorks assignments each day. I have included this agenda checklist to help everyone see what assignments need to be completed each day for each student. Also, note there are TWO pages for math each day.

NEW: Please be sure to send each email with work as a NEW email, not a reply to any email I have sent you. Gmail has mixed up email threads and made it hard for me to find student work.

1. Reading

ReadWorks Reading Passage "Birds and Other Dinosaurs," AND Vocabulary, and Comprehension Questions (all completed online) Please go to www.readworks.org/Student Class Code VBK6M4

Each day there will be a new story. Please have your child read this at least three times. They may listen to the story, but it is important that they read it on their own at least two times. Click on vocabulary and review vocabulary words. They will then need to answer the comprehension questions. Please remind students to go back to the story to find their answers. This will automatically be sent to me.

2. Writing

ReadWorks Writing Assignment-Please log in to ReadWorks again and go to Article of the Day. Today they will read the next article. Students are used to this routine using print articles and our Book of Knowledge format.

Please read through each article 2 times. They follow along during the first read aloud. During the second read aloud, they underline at least two interesting or important facts they would like to add to their Book of Knowledge. For this assignment, you may have your student type the minimum two sentences online or you may have them write them on paper. **PLEASE be sure they are using grammar rules: capitals where needed, spelling, and punctuation. They DO know how to do this and it is required.** **There is a section called "notes" that is different from the actual Book of Knowledge section. Please be sure they complete the BOOK OF KNOWLEDGE section for credit.**

Here is the article for today:

Writing


By ReadWorks (166 words)



Sumerian clay tablet with writing

Writing is a recent invention in human history. It was not until around 3500 BCE that written language was invented. Spoken language had been around for over 30,000 years before written language!

clay tablet from 2600 BCE



Written language was invented by the Sumerians. The Sumerians created cuneiform. People would use a reed to write things down on a wet clay tablet. The Sumerians invented cuneiform because they wanted to keep track of the goods they sold and bought. This was important for trading food and animals with other people. When cuneiform was first invented, it was made up of pictographs. Pictographs are symbols, or pictures, of objects. For example, they would draw sheep on a tablet to remember how many sheep they sold. Over time, cuneiform began to have words. In 100 BCE, cuneiform was replaced with an alphabet.

Could you imagine a world without writing?

Photo Credit: BabelStone, CC BY-SA 3.0

photograph of writing tablet from 3000 BCE



3. Reading Log-Continue to read 20 minutes each day. I have opened up the ReadWorks library to allow for your child to have access to thousands of digital passages. They may also choose titles using their Epic account. They are familiar with logging in to Epic.

4. Spelling – Tuesday – write words in ABC order two times and/or do one activity on Spelling City. They do not have to do both.

www.spellingcity.com

Spelling

going

walk

again

may

stop

fly

round

give

once

open

free

wheel

teach

team

teeth

speak

please

sneeze

beach

meaning

5. Daily Math

Each day there will be a Daily Math Review for students to complete.

They have already learned this material, but may still need some help. Please feel free to help them if they are stuck. There may be an additional page to practice on some days as we get into a routine.

Week 8 Day 2

- ◆ 1. Which statement is true?
 - A. 549 is odd because it cannot be divided into equal sets.
 - B. 567 is even because it can be divided into equal sets.
 - C. 489 is even because it can be divided into equal sets.

- ◆ 2. Write the related subtraction fact for $9 - 1 = 8$. _____

- ◆ 3. $\$5.67 - \$1.28 =$ _____

- ◆ 4. $10 + 540 =$ _____

- ◆ 5. Troy has 5 balls. Carl has 7 balls. Which question gives the answer 12 balls?
 - A. How many more balls does Carl have?
 - B. Who has the most balls?
 - C. How many balls do Troy and Carl have in all?

6. Math – New Content: 2.M.G.A.02- Partition a rectangle into rows and columns of same-size rectangles and count to find the total number of them.

Up until week 4, our distance learning packets have contained ONLY review material that has been taught in the classroom. Our learning team feels it is important for students to have the opportunity to learn new content that would have been taught during this time, even though we are not able to have them in the classroom and help them through new concepts. I understand that new material may be tough for some students to grasp. I have included a video for each new topic and a self-checking resource. Since this is new and we are proceeding without formal lessons, please just do your best and contact me if you have any trouble. You are all doing such a wonderful job! Keep up the great work!

REVIEW IF NEEDED: Watch the LearnZillion Video “Partition a shape into equal shares” which can be found here:


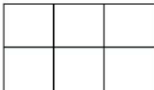
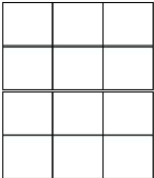
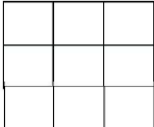
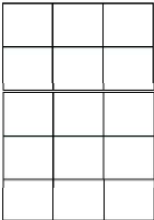
https://learnzillion.com/lesson_plans/4818-partition-a-shape-into-equal-shares/lesson

Complete the following self-checking worksheet:

Name _____

ARRAYS and REPEATED ADDITION

Write the repeated addition equation and answer the multiplication problem.

	_____ repeated addition	$2 \times 6 = \square$
	_____ repeated addition	$2 \times 3 = \square$
	_____ repeated addition	$4 \times 3 = \square$
	_____ repeated addition	$3 \times 3 = \square$
	_____ repeated addition	$3 \times 5 = \square$

©Misty Greenway@Teaching Times 2 Shop-TeachingTimes2.com

FOLD ON THE LINE

Tuesday, May 12, 2020

Circle answers you got correct!


Put an X over answers you missed! 😊


KEY:

- $2+2+2+2+2+2=12$ 12
- $2+2+2=6$ 6
- $4+4+4=12$ 12
- $3+3+3=9$ 9
- $5+5+5=15$ 15

7. **Daily Grammar** – They have used these before. They fold on the bold line and use the answer key to check their work after they are finished. It is a self-checking resource.


Name _____

Irregular Past Tense Verbs
Self-check




Circle the irregular past tense verb in each sentence.

1. We saw seven snowmen.
2. We drank some hot chocolate.
3. The children made snow angels.
4. We drove in the snow.
5. They went ice skating.
6. I knew it would snow.



Fold on the Bold

If you got the answer right, put a ✓ in the box.
 If you got the answer wrong, put a ✗ in the box.

1. We saw seven snowmen.
2. We drank some hot chocolate.
3. The children made snow angels.
4. We drove in the snow.
5. They went ice skating.
6. I knew it would snow.

©Misty Greenway©TeachingTimes 2 Shop-TeachingTimes2.com

Specials:**Art:** <https://mekirk02.wixsite.com/bagdad-schools-art/elementary-art>**Music:** <https://sites.google.com/a/bagdadschools.org/temperleymusic/>

*****PLEASE BE SURE TO EMAIL ALL SPECIALS TEACHERS DIRECTLY WITH YOUR ASSIGNMENTS AS I DO NOT HAVE ACCESS TO THEIR GRADEBOOK TO INPUT SPECIALS GRADES**

Supplemental Online Programs (Please check your email for all passwords)

I strongly recommend having your child spend at least 30 minutes on each of these every day. Students have been working on these in class and should know what to do. I am going to give everyone their passwords in case anyone has forgotten.

iReady- Students use this program every day. iReady is adaptive and allows students to work at their ability level. This program does not only focus on math facts, but also mathematical concepts that your child needs to improve upon whether this be below, on, or above grade level. This must be accessed via Chrome. If on mobile, be sure to click desktop site.

<https://login.i-ready.com/>

Study Island – This website is aligned with our English Language Arts curriculum and offers lessons and assignments that I have selected for the students to practice.

<https://app.studyisland.com/cfw/login/>

Extra Practice (Optional):

MathFactsPro- This website gives students extra practice on their addition and subtraction math facts.

www.mathfactspro.com

Epic! Students have used this program every day this year. There are new assigned books in their mailboxes related to current standards. They can also look at the entire library. This website has a feature that only allows students to access during regular school hours (Monday-Friday). If you try to access outside those hours, you will get a message asking you to upgrade. This isn't necessary if they access during typical school hours.

www.getepic.com Enter class code: qkl3549

Wednesday, May 13, 2020

Daily Agenda to complete:	
<input type="checkbox"/>	1. ReadWorks Reading Passage "Breakfast Time," AND Vocabulary, and Comprehension Questions (all completed online)
<input type="checkbox"/>	2. ReadWorks Article of the Day "Fireworks" (may be completed online or handwritten)
<input type="checkbox"/>	3. Read for 20 minutes and Log (handwritten log)
<input type="checkbox"/>	4. Spelling (online at Spelling City or handwritten)
<input type="checkbox"/>	5. Daily Math (handwritten on worksheet or another piece of paper)
<input type="checkbox"/>	6. Math self-checking practice worksheet
<input type="checkbox"/>	7. Daily Grammar page (handwritten on worksheet or another piece of paper)
<input type="checkbox"/>	HIGHLY recommended extra practice (i-Ready, Study Island, MathFactsPro, Spelling City, Epic)

Parents, please send me an email with a snapshot of completed work for the day for any work that has been handwritten. My number is (928) 716-0000. My email is: rudyh@bagdadschools.org. PLEASE do not hesitate to contact me if you have any questions as I am here to serve your family for your student's educational needs through this time. I am happy to work out any technology or educational issues that come up! We are all in this together! I am fine with one photo of all work for the day, but **I must be able to see all the answers on each page.** Parents: Please note that there are TWO ReadWorks assignments each day. I have included this agenda checklist to help everyone see what assignments need to be completed each day for each student. Also, note there are TWO pages for math each day.

NEW: Please be sure to send each email with work as a NEW email, not a reply to any email I have sent you. Gmail has mixed up email threads and made it hard for me to find student work.

1. Reading

ReadWorks Reading Passage "Breakfast Time," AND Vocabulary, and Comprehension Questions (all completed online) Please go to www.readworks.org/Student Class Code VBK6M4

Each day there will be a new story. Please have your child read this at least three times. They may listen to the story, but it is important that they read it on their own at least two times. Click on vocabulary and review vocabulary words. They will then need to answer the comprehension questions. Please remind students to go back to the story to find their answers. This will automatically be sent to me.

2. Writing

ReadWorks Writing Assignment-Please log in to ReadWorks again and go to Article of the Day. Today they will read the next article. Students are used to this routine using print articles and our Book of Knowledge format.

Please read through each article 2 times. They follow along during the first read aloud. During the second read aloud, they underline at least two interesting or important facts they would like to add to their Book of Knowledge. For this assignment, you may have your student type the minimum two sentences online or you may have them write them on paper. **PLEASE be sure they are using grammar rules: capitals where needed, spelling, and punctuation. They DO know how to do this and it is required.** **There is a section called "notes" that is different from the actual Book of Knowledge section. Please be sure they complete the BOOK OF KNOWLEDGE section for credit.**

Here is the article for today:

Fireworks

By ReadWorks (147 words)



Photograph of fireworks

Have you ever seen fireworks before? They are often used to entertain people at celebrations and parties. They were invented thousands of years ago in China. Some people believe that fireworks were invented in 200 BC. At the time, they were used to scare away evil spirits.

The first fireworks were very different than they are now. The firecrackers were bamboo, a type of grass. They would explode after sitting in the fire for a few minutes. Around 800 to 1,000 years later, Chinese scientists invented a powder that would explode when thrown into a fire. People began stuffing this powder inside of bamboo stems and then throwing them into a fire. The fireworks would not fly into the air, however. They also were not colorful.

Now they can fly high up in the sky, and they are very colorful! Do you like fireworks?

3. Reading Log-Continue to read 20 minutes each day. I have opened up the ReadWorks library to allow for your child to have access to thousands of digital passages. They may also choose titles using their Epic account. They are familiar with logging in to Epic.

4. Spelling – Wednesday – write the words forward, backward, forward and/or do one activity on Spelling City. They do not have to do both.

www.spellingcity.com

Spelling

going

walk

again

may

stop

fly

round

give

once

open

free

wheel

teach

team

teeth

speak

please

sneeze

beach

meaning

5. Daily Math

Each day there will be a Daily Math Review for students to complete.

They have already learned this material, but may still need some help. Please feel free to help them if they are stuck. There may be an additional page to practice on some days as we get into a routine.


Week 8 Day 3

- ◆ 1. Billy has 9 baseball cards. He gave some baseball cards away. He has 2 left over. How many did he give away?
- ◆ 2. Pick the fact that does NOT belong in the family of 16.
A. $8+8$ B. $30+2$ C. $12+4$ D. $15+1$
- ◆ 3. $\$3.15 - \$1.78 =$ _____
- ◆ 4. $100 + 560 =$ _____
- ◆ 5. Kristin went to the store. She had \$5.00. She bought glue sticks for \$1.49 and pens for \$1.67. How much change did she get back?
A. \$1.84 B. \$2.84 C. \$3.51 D. \$3.33


Complete the following self-checking worksheet:










Name _____

Circle the correct time with a green crayon.



Time to 5 Minutes
Self-check



<p>A. </p> <p>3:25 or 5:15</p>	<p>D. </p> <p>10:30 or 5:50</p>	<p>G. </p> <p>3:40 or 8:15</p>
<p>B. </p> <p>1:10 or 2:10</p>	<p>E. </p> <p>4:35 or 7:20</p>	<p>H. </p> <p>12:05 or 1:00</p>
<p>C. </p> <p>10:35 or 9:35</p>	<p>F. </p> <p>12:00 or 11:00</p>	<p>I. </p> <p>6:15 or 3:30</p>

Fold on the Bold

If you got the answer right, put a **✓** in the box.
If you got the answer wrong, put a **✗** in the box.

A. <input type="checkbox"/> <u>3:25</u>	D. <input type="checkbox"/> <u>5:50</u>	G. <input type="checkbox"/> <u>8:15</u>
B. <input type="checkbox"/> <u>1:10</u>	E. <input type="checkbox"/> <u>7:20</u>	H. <input type="checkbox"/> <u>12:05</u>
C. <input type="checkbox"/> <u>9:35</u>	F. <input type="checkbox"/> <u>12:00</u>	I. <input type="checkbox"/> <u>6:15</u>

©MistyGreenway@TeachingTimes 2 Shop-TeachingTimes2.com

7. **Daily Grammar** – They have used these before. They fold on the bold line and use the answer key to check their work after they are finished. It is a self-checking resource.

Name _____

Compound Words
Self-check

Pick a word from the box to make a compound word.

light	board	mother	pot
thing	print	brush	burger
ship	end	noon	ground

1. foot _____	7. paint _____
2. moon _____	8. play _____
3. after _____	9. space _____
4. some _____	10. skate _____
5. cheese _____	11. flower _____
week _____	12. grand _____

Fold on the Bold

If you got the answer right, put a ✓ in the box.
 If you got the answer wrong, put a ✗ in the box.

1. <input type="checkbox"/> footprint	5. <input type="checkbox"/> cheeseburger	9. <input type="checkbox"/> spaceship
2. <input type="checkbox"/> moonlight	6. <input type="checkbox"/> weekend	10. <input type="checkbox"/> skateboard
3. <input type="checkbox"/> afternoon	7. <input type="checkbox"/> paintbrush	1. <input type="checkbox"/> flowerpot
4. <input type="checkbox"/> something	8. <input type="checkbox"/> playground	2. <input type="checkbox"/> grandmother

©MistyGreenway@TeachingTimes2 Shop-TeachingTimes2.com

Special:

P.E. <https://sites.google.com/view/bagdadphysicaleducationk-12/home/distance-learning?authuser=0>

***PLEASE BE SURE TO EMAIL ALL SPECIALS TEACHERS DIRECTLY WITH YOUR ASSIGNMENTS AS I DO NOT HAVE ACCESS TO THEIR GRADEBOOK TO INPUT SPECIALS GRADES

Supplemental Online Programs (Please check your email for all passwords)

I strongly recommend having your child spend at least 30 minutes on each of these every day. Students have been working on these in class and should know what to do. I am going to give everyone their passwords in case anyone has forgotten.

iReady- Students use this program every day. iReady is adaptive and allows students to work at their ability level. This program does not only focus on math facts, but also mathematical concepts that your child needs to improve upon whether this be below, on, or above grade level. This must be accessed via Chrome. If on mobile, be sure to click desktop site.

<https://login.i-ready.com/>

Study Island – This website is aligned with our English Language Arts curriculum and offers lessons and assignments that I have selected for the students to practice.

<https://app.studyisland.com/cfw/login/>

Extra Practice (Optional):

MathFactsPro- This website gives students extra practice on their addition and subtraction math facts.

www.mathfactspro.com

Epic! Students have used this program every day this year. There are new assigned books in their mailboxes related to current standards. They can also look at the entire library. This website has a feature that only allows students to access during regular school hours (Monday-Friday). If you try to access outside those hours, you will get a message asking you to upgrade. This isn't necessary if they access during typical school hours.

www.getepic.com Enter class code: qkl3549

Thursday, May 14, 2020

Daily Agenda to complete:	
<input type="checkbox"/>	1. ReadWorks Reading Passage "What Do Plants Need?" AND Vocabulary, and Comprehension Questions (all completed online)
<input type="checkbox"/>	2. ReadWorks Article of the Day "Soap" (may be completed online or handwritten)
<input type="checkbox"/>	3. Read for 20 minutes and Log (handwritten log)
<input type="checkbox"/>	4. Spelling (online at Spelling City or handwritten)
<input type="checkbox"/>	5. Daily Math (handwritten on worksheet or another piece of paper)
<input type="checkbox"/>	6. Math self-checking practice worksheet
<input type="checkbox"/>	7. Daily Grammar page (handwritten on worksheet or another piece of paper)
<input type="checkbox"/>	HIGHLY recommended extra practice (i-Ready, Study Island, MathFactsPro, Spelling City, Epic)

Parents, please send me an email with a snapshot of completed work for the day for any work that has been handwritten. My number is (928) 716-0000. My email is: rudyh@bagdadschools.org. PLEASE do not hesitate to contact me if you have any questions as I am here to serve your family for your student's educational needs through this time. I am happy to work out any technology or educational issues that come up! We are all in this together! I am fine with one photo of all work for the day, but **I must be able to see all the answers on each page**. Parents: Please note that there are TWO ReadWorks assignments each day. I have included this agenda checklist to help everyone see what assignments need to be completed each day for each student. Also, note there are TWO pages for math each day.

NEW: Please be sure to send each email with work as a NEW email, not a reply to any email I have sent you. Gmail has mixed up email threads and made it hard for me to find student work.

1. Reading

ReadWorks Reading Passage "What Do Plants Need?" AND Vocabulary, and Comprehension Questions (all completed online) Please go to www.readworks.org/Student Class Code VBK6M4

Each day there will be a new story. Please have your child read this at least three times. They may listen to the story, but it is important that they read it on their own at least two times. Click on vocabulary and review vocabulary words. They will then need to answer the comprehension questions. Please remind students to go back to the story to find their answers. This will automatically be sent to me.

2. Writing

ReadWorks Writing Assignment-Please log in to ReadWorks again and go to Article of the Day. Today they will read the next article. Students are used to this routine using print articles and our Book of Knowledge format.

Please read through each article 2 times. They follow along during the first read aloud. During the second read aloud, they underline at least two interesting or important facts they would like to add to their Book of Knowledge. For this assignment, you may have your student type the minimum two sentences online or you may have them write them on paper. **PLEASE be sure they are using grammar rules: capitals where needed, spelling, and punctuation. They DO know how to do this and it is required.** **There is a section called "notes" that is different from the actual Book of Knowledge section. Please be sure they complete the BOOK OF KNOWLEDGE section for credit.**

Here is the article for today:

Soap

By ReadWorks (140 words)



Photo Credit: ftohunter/Shutterstock

photograph of washing hands with soap

Soap has been around for thousands of years. Early kinds of soap were made from animal fats. When animal fats were boiled, they turned into soap. Some people believe that soap was invented as early as 2800 BCE. Do you know how many years ago that was? More than 4,800 years!

Even though soap is very old, it was not popular until the 1600s! Before the 1600s, most people could not buy soap because it was too expensive. Many people got sick because they did not clean themselves with soap.

Now, soap is cheap and easy to make. Most soap is made in factories. People no longer have to boil animal fats to make their own soap. They can just buy it at the store.

Do you use soap every day?

3. **Reading Log**-Continue to read 20 minutes each day. I have opened up the ReadWorks library to allow for your child to have access to thousands of digital passages. They may also choose titles using their Epic account. They are familiar with logging in to Epic.

4. **Spelling** – Thursday – write all words as triangle words and/or do one activity on Spelling City. They do not have to do both.

www.spellingcity.com

Spelling

going

walk

again

may

stop

fly

round

give

once

open

free

wheel

teach

team

teeth

speak

please

sneeze

beach

meaning

5. Daily Math

Each day there will be a Daily Math Review for students to complete.

They have already learned this material, but may still need some help. Please feel free to help them if they are stuck. There may be an additional page to practice on some days as we get into a routine.

Week 8 Day 4

- ◆ 1. Bob has 14 basketballs and 9 footballs.
Which statement is true?
A. Bob has an even number of footballs.
B. Bob has an odd number of basketballs and footballs all together.
C. Bob has an odd number of basketballs.

- ◆ 2. Which form of measurement cannot be used to measure an elephant?
A. capacity B. length C. weight


- ◆ 3. $206 - 92 = \underline{\hspace{2cm}}$


- ◆ 4. $610 + 100 = \underline{\hspace{2cm}}$


- ◆ 5. How much money does 2 dollar bills, 1 half dollar, 1 quarters, 4 dimes, 2 nickels, and 4 pennies equal? A. \$3.29 B. \$3.19 C. \$3.39


6. Complete the following self-checking worksheet:


Name _____


Pennies, Nickels,
Dimes, Quarters
Self-check



 Count the coins. Write the amount on the line.

1.  = _____

2.  = _____


3.  = _____

4.  = _____

5.  = _____

Fold on the Bold

If you got the answer right, put a **✓** in the box.
If you got the answer wrong, put a **✗** in the box.




1. \$1.15

2. 73¢

3. 35¢

4. 67¢

5. \$1.00



©Misty Greenway@TeachingTimes 2
Shop-TeachingTimes2.com

7. **Daily Grammar** – They have used these before. They fold on the bold line and use the answer key to check their work after they are finished. It is a self-checking resource.

Name _____

Irregular Past Tense Verbs:
Self-check

Pick a word from the box to show the past tense of each verb.

threw	swam	ran	flew
forgot	rang	ate	saw
built	went	caught	woke

1. run _____	7. build _____
2. see _____	8. eat _____
3. forget _____	9. swim _____
4. go _____	10. throw _____
5. catch _____	11. ring _____
6. fly _____	12. wake _____

Fold on the Bold

If you got the answer right, put a ✓ in the box.
 If you got the answer wrong, put a ✗ in the box.

1. <input type="checkbox"/> ran	5. <input type="checkbox"/> caught	9. <input type="checkbox"/> swam
2. <input type="checkbox"/> saw	6. <input type="checkbox"/> flew	10. <input type="checkbox"/> threw
3. <input type="checkbox"/> forgot	7. <input type="checkbox"/> built	11. <input type="checkbox"/> rang
4. <input type="checkbox"/> went	8. <input type="checkbox"/> ate	12. <input type="checkbox"/> woke

Shop-TeachingTimes2.com ©Misty Greenway@TeachingTimes 2

Special:**Computers:** <https://wadel37.wixsite.com/website>

** I set up an account for your student at a really fun and engaging typing website. This is optional for students who are really missing their computer special on Thursdays!

Please go to: <https://www.typing.com/student/login>

Supplemental Online Programs (Please check your email for all passwords)

I strongly recommend having your child spend at least 30 minutes on each of these every day. Students have been working on these in class and should know what to do. I am going to give everyone their passwords in case anyone has forgotten.

iReady- Students use this program every day. iReady is adaptive and allows students to work at their ability level. This program does not only focus on math facts, but also mathematical concepts that your child needs to improve upon whether this be below, on, or above grade level. This must be accessed via Chrome. If on mobile, be sure to click desktop site.

<https://login.i-ready.com/>

Study Island – This website is aligned with our English Language Arts curriculum and offers lessons and assignments that I have selected for the students to practice.

<https://app.studyisland.com/cfw/login/>

Extra Practice (Optional):

MathFactsPro- This website gives students extra practice on their addition and subtraction math facts.

www.mathfactspro.com

Epic! Students have used this program every day this year. There are new assigned books in their mailboxes related to current standards. They can also look at the entire library. This website has a feature that only allows students to access during regular school hours (Monday-Friday). If you try to access outside those hours, you will get a message asking you to upgrade. This isn't necessary if they access during typical school hours.

www.getepic.com Enter class code: qkl3549

Ag in the Classroom by Mrs. Chiantaretto: <https://www.youtube.com/watch?v=u82h-s1xGkA>

Instructions: Pre K- 4th grade please watch video. A packet for this presentation was available for pickup in your classroom with the rest of your belongings. Extras are available in the library.

Dear Parents,

Thank you so much for your dedication and hard work through this challenging time. We are living through some historical firsts! You are all amazing parents and I am so grateful for the chance to work you and your wonderful children this year. I wish you all the very best!

Hannah Rudy