

Monday, April 27, 2020

Daily Agenda to complete:	
<input type="checkbox"/>	1. ReadWorks Reading Passage "Hiking the Appalachian Trail," AND Vocabulary, and Comprehension Questions (all completed online)
<input type="checkbox"/>	2. ReadWorks Article of the Day "Actors" (may be completed online or handwritten)
<input type="checkbox"/>	3. Read for 20 minutes and Log (handwritten log)
<input type="checkbox"/>	4. Spelling (online at Spelling City or handwritten)
<input type="checkbox"/>	5. Daily Math (handwritten on worksheet or another piece of paper)
<input type="checkbox"/>	6. Math New Content - Video (online) and practice worksheet
<input type="checkbox"/>	7. Daily Grammar page (handwritten on worksheet or another piece of paper)
<input type="checkbox"/>	HIGHLY recommended extra practice (i-Ready, Study Island, MathFactsPro, Spelling City, Epic)

Parents, please send me an email with a snapshot of completed work for the day for any work that has been handwritten. My number is (928) 716-0000. My email is: rudyh@bagdadschools.org. PLEASE do not hesitate to contact me if you have any questions as I am here to serve your family for your student's educational needs through this time. I am happy to work out any technology or educational issues that come up! We are all in this together! I am fine with one photo of all work for the day, but **I must be able to see all the answers on each page**. Parents: Please note that there are TWO ReadWorks assignments each day. I have included this agenda checklist to help everyone see what assignments need to be completed each day for each student. Also, note there are TWO pages for math each day.

NEW: Please be sure to send each email with work as a NEW email, not a reply to any email I have sent you. Gmail has mixed up email threads and made it hard for me to find student work.

1. Reading

ReadWorks Reading Passage "Hiking the Appalachian Trail," AND Vocabulary, and Comprehension Questions (all completed online) Please go to www.readworks.org/Student Class Code VBK6M4

Each day there will be a new story. Please have your child read this at least three times. They may listen to the story, but it is important that they read it on their own at least two times. Click on vocabulary and review vocabulary words. They will then need to answer the comprehension questions AND VOCABULARY. Please remind students to go back to the story to find their answers. This will automatically be sent to me.

2. Writing

ReadWorks Writing Assignment-Please log in to ReadWorks again and go to Article of the Day. Today they will read the next article. Students are used to this routine using print articles and our Book of Knowledge format.

Please read through each article 2 times. They follow along during the first read aloud. During the second read aloud, they underline at least two interesting or important facts they would like to add to their Book of Knowledge. For this assignment, you may have your student type the minimum two sentences online or you may have them write them on paper. **PLEASE be sure they are using grammar rules: capitals where needed, spelling, and punctuation. They DO know how to do this and it is required.** **There is a section called "notes" that is different from the actual Book of Knowledge section. Please be sure they complete the BOOK OF KNOWLEDGE section for credit.**

Here is the article for today:

Actors

141 words



Many films have actors. Actors are the people who bring characters of a movie to life. Their job is to be able to turn into someone they are not in real life. Actors try to make the characters seem like real people.

Actors think a lot about the characters they will play. They work with the movie’s director to figure out who the character is. They imagine what the character's thoughts and feelings might be. Then they try their best to become the character in front of the camera. Great actors can truly feel and think the way their characters do. Even though they are only pretending, it seems like they are not!

Many people become actors because they like being able to become someone else. For example, an actor today can play a cowboy in the 1800s for a film.

3. Reading Log-Continue to read 20 minutes each day. I have opened up the ReadWorks library to allow for your child to have access to thousands of digital passages. They may also choose titles using their Epic account. They are familiar with logging in to Epic. A parent requested a reading log form. You may use whatever works for you. 😊 Here is a reading log to use for this week:

Reading Log		
Date	Book	Parent Signature
4/27/2020		
4/28/2020		
4/29/2020		
4/30/2020		

4. **Spelling** - Monday-Write spelling words 3 times each and/or do one activity on Spelling City. They do not have to do both. www.spellingcity.com

Spelling

begin

underline

circle

write

find

stop

complete

finish

compare

describe

true

false

fiction

nonfiction

read

answer

choose

list

which

count

5. Daily Math

Each day there will be a Daily Math Review for students to complete.

They have already learned this material, but may still need some help. Please feel free to help them if they are stuck. There may be an additional page to practice on some days as we get into a routine.

Week 6 Day 1

◆ 1. $250 - 100 = \underline{\hspace{2cm}}$

◆ 2. How much money is shown?

- A. \$2.42 B. \$2.90 C. \$2.50 D. \$2.87

◆ 3. Which shape has the most sides?

- A. hexagon B. pentagon C. octagon

◆ 4. Which statement is true?

- A. $26 + 3 \neq 13 + 12$ B. $14 - 7 > 6 + 8$
 C. $15 - 9 = 19 - 5$ D. $9 + 7 < 8 + 3$

◆ 5. Which of these is the smallest unit for measuring length?

- A. inches B. tons C. yards



6. Math – New Content: 2.M.OA.A.01 - The Highly Proficient student can create a word problem and solve it by creating an equation; then explain the steps used throughout the process.

Up until week 4, our distance learning packets have contained ONLY review material that has been taught in the classroom. Our learning team feels it is important for students to have the opportunity to learn new content that would have been taught during this time, even though we are not able to have them in the classroom and help them through new concepts. I understand that new material may be tough for some students to grasp. I have included a Khan Academy video for each new topic and a self-checking resource. Since this is new and we are proceeding without formal lessons, please just do your best and contact me if you have any trouble. You are all doing such a wonderful job! Keep up the great work!

REVIEW IF NEEDED: Watch the Khan Academy Video “Missing numbers in addition and subtraction” which can be found here:















<https://www.khanacademy.org/math/cc-2nd-grade-math/cc-2nd-add-subtract-100/cc-2nd-add-sub-miss-value-prob/v/missing-numbers-in-addition-and-subtraction-within-100>

Complete the following self-checking worksheet:

Name _____ Missing Addends

We're going BATTY

Fill in the missing number.

 = 15	 = 16
 = 8	 = 12
 = 13	 = 9
 = 7	 = 17
 = 13	 = 14
 = 12	 = 18
 = 20	 = 14

©Misty Greenway@TeachingTimes 2 Shop-TeachingTimes2.com

FOLD ON THE LINE

Monday, April 27, 2020

Circle answers you got correct!

Put an X over answers you


missed! 😊

Key:

8	7
3	8
10	7
3	8
11	3
0	9
10	8


7. **Daily Grammar** – They have used these before. They fold on the bold line and use the answer key to check their work after they are finished. It is a self-checking resource.

Name _____

Proper nouns
Self-check


Circle the proper noun that needs a capital letter in each sentence.

1. She lives down Harper road.
2. My aunt Susie was nice.
3. I went to dr. Wilk's office.
4. Kim and fran are friends.
5. My dog sam jumped up.
6. My cat fluffy came home.
7. She rode down Frank lane.
8. When is easter?
9. Keith and brad swam.
10. Is she ms. Smith?



Fold on the Bold

If you got the answer right, put a ✓ in the box.
If you got the answer wrong, put a ✗ in the box.

1. <input type="checkbox"/> Road	5. <input type="checkbox"/> Sam	9. <input type="checkbox"/> Brad
2. <input type="checkbox"/> Aunt	6. <input type="checkbox"/> Fluffy	10. <input type="checkbox"/> Ms.
3. <input type="checkbox"/> Dr.	7. <input type="checkbox"/> Lane	
4. <input type="checkbox"/> Fran	8. <input type="checkbox"/> Easter	

©Misty Greenway@Teaching Times 2 Shop-TeachingTimes2.com

Supplemental Online Programs (Please check your email for all passwords)

I strongly recommend having your child spend at least 30 minutes on each of these every day. Students have been working on these in class and should know what to do. I am going to give everyone their passwords in case anyone has forgotten.

iReady- Students use this program every day. iReady is adaptive and allows students to work at their ability level. This program does not only focus on math facts, but also mathematical concepts that your child needs to improve upon whether this be below, on, or above grade level. This must be accessed via Chrome. If on mobile, be sure to click desktop site.

<https://login.i-ready.com/>

Study Island – This website is aligned with our English Language Arts curriculum and offers lessons and assignments that I have selected for the students to practice.

<https://app.studyisland.com/cfw/login/>

Extra Practice (Optional):

MathFactsPro- This website gives students extra practice on their addition and subtraction math facts.

www.mathfactspro.com

Epic! Students have used this program every day this year. There are new assigned books in their mailboxes related to current standards. They can also look at the entire library. This website has a feature that only allows students to access during regular school hours (Monday-Friday). If you try to access outside those hours, you will get a message asking you to upgrade. This isn't necessary if they access during typical school hours.

www.getepic.com Enter class code: qkl3549

Tuesday, April 28, 2020

Daily Agenda to complete:	
<input type="checkbox"/>	1. ReadWorks Reading Passage "I Want to Buy a Computer Game" AND Vocabulary, and Comprehension Questions (all completed online)
<input type="checkbox"/>	2. ReadWorks Article of the Day "Shooting a Movie!" (may be completed online or handwritten)
<input type="checkbox"/>	3. Read for 20 minutes and Log (handwritten log)
<input type="checkbox"/>	4. Spelling (online at Spelling City or handwritten)
<input type="checkbox"/>	5. Daily Math (handwritten on worksheet or another piece of paper)
<input type="checkbox"/>	6. Math New Content - Video (online) and practice worksheet
<input type="checkbox"/>	7. Daily Grammar page (handwritten on worksheet or another piece of paper)
<input type="checkbox"/>	HIGHLY recommended extra practice (i-Ready, Study Island, MathFactsPro, Spelling City, Epic)

Parents, please send me an email with a snapshot of completed work for the day for any work that has been handwritten. My number is (928) 716-0000. My email is: rudyh@bagdadschools.org . PLEASE do not hesitate to contact me if you have any questions as I am here to serve your family for your student’s educational needs through this time. I am happy to work out any technology or educational issues that come up! We are all in this together! I am fine with one photo of all work for the day, but **I must be able to see all the answers on each page**. Parents: Please note that there are TWO ReadWorks assignments each day. I have included this agenda checklist to help everyone see what assignments need to be completed each day for each student. Also, note there are TWO pages for math each day.

NEW: Please be sure to send each email with work as a NEW email, not a reply to any email I have sent you. Gmail has mixed up email threads and made it hard for me to find student work.

1. Reading

ReadWorks Reading Passage "I Want to Buy a Computer Game" AND Vocabulary, and Comprehension Questions (all completed online) Please go to www.readworks.org/Student

Class Code VBK6M4

Each day there will be a new story. Please have your child read this at least three times They may listen to the story, but it is important that they read it on their own at least two times. Click on vocabulary and review vocabulary words. They will then need to answer the comprehension questions. Please remind students to go back to the story to find their answers. This will automatically be sent to me.

2. Writing

ReadWorks Writing Assignment-Please log in to ReadWorks again and go to Article of the Day. Today they will read the next article. Students are used to this routine using print articles and our Book of Knowledge format.

Please read through each article 2 times. They follow along during the first read aloud. During the second read aloud, they underline at least two interesting or important facts they would like to add to their Book of Knowledge. For this assignment, you may have your student type the minimum two sentences online or you may have them write them on paper. **PLEASE be sure they are using grammar rules: capitals where needed, spelling, and punctuation. They DO know how to do this and it is required.** **There is a section called “notes” that is different from the actual Book of Knowledge section. Please be sure they complete the BOOK OF KNOWLEDGE section for credit.**

Here is the article for today:

Shooting a Movie!

232 words



Have you ever wondered what it's like to make a movie? It can be a very fun and creative experience. But it's not easy!

The production of a movie is all the work that goes into planning and making a movie. The production of one movie can be different from that of another movie. Some productions last a week. Some last months. There are even some movies that take years to be made. The days spent shooting the movie are called production days. They are very, very long. The team making the movie may be on set for 12 hours each production day!

A movie set is the place where the film is being shot, or recorded on camera. Sets can be in the real world. For example, part of a movie may be shot in a restaurant. The crew making the movie brings a camera and other equipment to the restaurant in order to film.

On the other hand, sets can also be built for a specific film. For example, a director can use an empty studio in Hollywood to build a set. The set is built like the place the director wants to shoot. Let's say a director is making a movie about living on Mars. The director will build a set that looks just like Mars. That's much easier than trying to go to Mars to shoot the movie!

3. Reading Log-Continue to read 20 minutes each day. I have opened up the ReadWorks library to allow for your child to have access to thousands of digital passages. They may also choose titles using their Epic account. They are familiar with logging in to Epic.

4. Spelling – Tuesday – write words in ABC order two times and/or do one activity on Spelling City. They do not have to do both.

www.spellingcity.com

Spelling

begin

underline

circle

write

find

stop

complete

finish

compare

describe

true

false

fiction

nonfiction

read

answer

choose

list

which




count

5. Daily Math

Each day there will be a Daily Math Review for students to complete.

They have already learned this material, but may still need some help. Please feel free to help them if they are stuck. There may be an additional page to practice on some days as we get into a routine.

Week 6 Day 2

- ◆ 1. $240 - 10 = \underline{\hspace{2cm}}$
- ◆ 2. How much does 1 half dollar, 2 quarters, 2 dimes, and 3 pennies equal? A. \$1.32 B. \$.23 C. \$1.45 D. \$1.23
- ◆ 3. Which shape is not a regular polygon?
 A.  B.  C. 
- ◆ 4. Use comparison words to solve the following problem.
 $14 + 9 \underline{\hspace{1cm}} 13 - 8$
 A. greater than B. less than C. equal to
- ◆ 5. Which of these is the smallest unit of measuring weight?
 A. pounds B. inches C. tons D. ounces

6. Math – New Content: 2.M.OA.A.01 - The Highly Proficient student can create a word problem and solve it by creating an equation; then explain the steps used throughout the process.

Up until week 4, our distance learning packets have contained ONLY review material that has been taught in the classroom. Our learning team feels it is important for students to have the opportunity to learn new content that would have been taught during this time, even though we are not able to have them in the classroom and help them through new concepts. I understand that new material may be tough for some students to grasp. I have included a Khan Academy video for each new topic and a self-checking resource. Since this is new and we are proceeding without formal lessons, please just do your best and contact me if you have any trouble. You are all doing such a wonderful job! Keep up the great work!


REVIEW IF NEEDED: Watch the Khan Academy Video “Missing numbers in addition and subtraction” which can be found here:

<https://www.khanacademy.org/math/cc-2nd-grade-math/cc-2nd-add-subtract-100/cc-2nd-add-sub-miss-value-prob/v/missing-numbers-in-addition-and-subtraction-within-100>

Complete the following self-checking worksheet:

Name _____

Missing Addends BOO!



Fill in the missing number.
Trace around the dotted line with the color word in the corner.

<p>orange</p> $7 + \square = 14$	<p>purple</p> $6 + \square = 11$	<p>yellow</p> $\square + 9 = 15$
<p>yellow</p> $\square + 9 = 16$	<p>orange</p> $3 + \square = 12$	<p>purple</p> $5 + \square = 13$
<p>purple</p> $\square + 1 = 10$	<p>yellow</p> $6 + \square = 16$	<p>orange</p> $9 + \square = 18$
<p>orange</p> $10 + \square = 20$	<p>yellow</p> $7 + \square = 17$	<p>purple</p> $3 + \square = 12$

©Misty Greenway@TeachingTimes 2 Shop-TeachingTimes2.com

FOLD ON THE LINE

Tuesday, April 28, 2020

Circle answers you got correct!

Put an X over answers you


missed! 😊

Key:

7	5	6
7	9	8
9	10	9
10	10	9


7. **Daily Grammar** – They have used these before. They fold on the bold line and use the answer key to check their work after they are finished. It is a self-checking resource.

Name _____

Proper Nouns
Self-check


Circle the proper noun that needs a capital letter in each sentence.

1. Is ben your brother?
2. His Uncle robert came too.
3. His buddy mark went fishing.
4. Kate and sue love candy.
5. Mom took me to dr. Mike.
6. Is mr. Chris coming?
7. Is today monday?
8. dan loves to play ball.
9. It will soon be halloween.
10. We ran down Hill street.



Fold on the Bold

If you got the answer right, put a ✓ in the box.
If you got the answer wrong, put a ✗ in the box.

1. <input type="checkbox"/> Ben	5. <input type="checkbox"/> Dr.	9. <input type="checkbox"/> Halloween
2. <input type="checkbox"/> Robert	6. <input type="checkbox"/> Mr.	10. <input type="checkbox"/> Street
3. <input type="checkbox"/> Mark	7. <input type="checkbox"/> Monday	
4. <input type="checkbox"/> Sue	8. <input type="checkbox"/> Dan	

©Misty Greenway@Teaching Times 2 Shop-TeachingTimes2.com

Specials:**Art:** <https://mekirk02.wixsite.com/bagdad-schools-art/elementary-art>**Music:** <https://sites.google.com/a/bagdadschools.org/temperleymusic/>

*****PLEASE BE SURE TO EMAIL ALL SPECIALS TEACHERS DIRECTLY WITH YOUR ASSIGNMENTS AS I DO NOT HAVE ACCESS TO THEIR GRADEBOOK TO INPUT SPECIALS GRADES**

Supplemental Online Programs (Please check your email for all passwords)

I strongly recommend having your child spend at least 30 minutes on each of these every day. Students have been working on these in class and should know what to do. I am going to give everyone their passwords in case anyone has forgotten.

iReady- Students use this program every day. iReady is adaptive and allows students to work at their ability level. This program does not only focus on math facts, but also mathematical concepts that your child needs to improve upon whether this be below, on, or above grade level. This must be accessed via Chrome. If on mobile, be sure to click desktop site.

<https://login.i-ready.com/>

Study Island – This website is aligned with our English Language Arts curriculum and offers lessons and assignments that I have selected for the students to practice.

<https://app.studyisland.com/cfw/login/>

Extra Practice (Optional):

MathFactsPro- This website gives students extra practice on their addition and subtraction math facts.

www.mathfactspro.com

Epic! Students have used this program every day this year. There are new assigned books in their mailboxes related to current standards. They can also look at the entire library. This website has a feature that only allows students to access during regular school hours (Monday-Friday). If you try to access outside those hours, you will get a message asking you to upgrade. This isn't necessary if they access during typical school hours.

www.getepic.com Enter class code: qkl3549

Wednesday, April 29, 2020

Daily Agenda to complete:	
<input type="checkbox"/>	1. ReadWorks Reading Passage "Acrobats," AND Vocabulary, and Comprehension Questions (all completed online)
<input type="checkbox"/>	2. ReadWorks Article of the Day "Writing a Script" (may be completed online or handwritten)
<input type="checkbox"/>	3. Read for 20 minutes and Log (handwritten log)
<input type="checkbox"/>	4. Spelling (online at Spelling City or handwritten)
<input type="checkbox"/>	5. Daily Math (handwritten on worksheet or another piece of paper)
<input type="checkbox"/>	6. Math New Content - Video (online) and practice worksheet
<input type="checkbox"/>	7. Daily Grammar page (handwritten on worksheet or another piece of paper)
<input type="checkbox"/>	HIGHLY recommended extra practice (i-Ready, Study Island, MathFactsPro, Spelling City, Epic)

Parents, please send me an email with a snapshot of completed work for the day for any work that has been handwritten. My number is (928) 716-0000. My email is: rudyh@bagdadschools.org. PLEASE do not hesitate to contact me if you have any questions as I am here to serve your family for your student's educational needs through this time. I am happy to work out any technology or educational issues that come up! We are all in this together! I am fine with one photo of all work for the day, but **I must be able to see all the answers on each page**. Parents: Please note that there are TWO ReadWorks assignments each day. I have included this agenda checklist to help everyone see what assignments need to be completed each day for each student. Also, note there are TWO pages for math each day.

NEW: Please be sure to send each email with work as a NEW email, not a reply to any email I have sent you. Gmail has mixed up email threads and made it hard for me to find student work.

1. Reading

ReadWorks Reading Passage "Acrobats," AND Vocabulary, and Comprehension Questions (all completed online) Please go to www.readworks.org/Student Class Code VBK6M4

Each day there will be a new story. Please have your child read this at least three times. They may listen to the story, but it is important that they read it on their own at least two times. Click on vocabulary and review vocabulary words. They will then need to answer the comprehension questions. Please remind students to go back to the story to find their answers. This will automatically be sent to me.

2. Writing

ReadWorks Writing Assignment-Please log in to ReadWorks again and go to Article of the Day. Today they will read the next article. Students are used to this routine using print articles and our Book of Knowledge format.

Please read through each article 2 times. They follow along during the first read aloud. During the second read aloud, they underline at least two interesting or important facts they would like to add to their Book of Knowledge. For this assignment, you may have your student type the minimum two sentences online or you may have them write them on paper. **PLEASE be sure they are using grammar rules: capitals where needed, spelling, and punctuation. They DO know how to do this and it is required.** There is a section called "notes" that is different from the actual Book of Knowledge section. Please be sure they complete the BOOK OF KNOWLEDGE section for credit.

Here is the article for today:

Writing a Script

193 words



Every movie starts with an idea! Filmmakers and writers are inspired by their own lives and by the world around them. They pay attention to their experiences. These experiences make them think or feel a certain way. These thoughts and feelings help the filmmakers and writers come up with an idea or story.

Writers spend a long time working on their stories. Some stories are very complicated. Other stories are simple. Stories are grouped into *genres*. Examples of some popular genres include comedies, romances, mysteries, and dramas. Writers create characters to place in their stories. Characters can be funny or silly. They can be smart or adventurous. They can have any mix of traits that make up a personality. Characters can even be animals. Think of some of your favorite movie or TV characters. What makes them special?

Writers edit their work many times. This means that they read and change their scripts many times. A script is a story written to become a movie. Writers ask others to review their work too. Once writers are satisfied with what they have written, they can prepare to turn their script into a real film!

3. Reading Log-Continue to read 20 minutes each day. I have opened up the ReadWorks library to allow for your child to have access to thousands of digital passages. They may also choose titles using their Epic account. They are familiar with logging in to Epic.

4. Spelling – Wednesday – write the words forward, backward, forward and/or do one activity on Spelling City. They do not have to do both.

www.spellingcity.com

Spelling

begin

underline

circle

write

find

stop

complete

finish

compare

describe

true

false

fiction

nonfiction

read

answer

choose

list

which

count

5. Daily Math

Each day there will be a Daily Math Review for students to complete.

They have already learned this material, but may still need some help. Please feel free to help them if they are stuck. There may be an additional page to practice on some days as we get into a routine.

Week 6 Day 3

◆ 1. $230 - 100 = \underline{\hspace{2cm}}$



◆ 2. How much money is shown?

◆ 3. Which of these shapes has the fewest number of sides?

A. hexagon B. pentagon C. octagon

◆ 4. Which statement is true?

A. $21 - 3 \neq 14 + 4$ B. $13 + 8 > 11 + 6$
 C. $6 + 9 = 12 - 5$ D. $16 + 7 < 19 + 3$

◆ 5. Which of these is not a unit for measuring length?

A. ounces B. yards C. inches D. feet


6. Math – New Content: 2.M.G.A.02- Partition a rectangle into rows and columns of same-size rectangles and count to find the total number of them.

Up until week 4, our distance learning packets have contained ONLY review material that has been taught in the classroom. Our learning team feels it is important for students to have the opportunity to learn new content that would have been taught during this time, even though we are not able to have them in the classroom and help them through new concepts. I understand that new material may be tough for some students to grasp. I have included a Khan Academy video for each new topic and a self-checking resource. Since this is new and we are proceeding without formal lessons, please just do your best and contact me if you have any trouble. You are all doing such a wonderful job! Keep up the great work!

Watch the LearnZillion Video “Partition a shape into equal shares” which can be found here:

https://learnzillion.com/lesson_plans/4818-partition-a-shape-into-equal-shares/lesson

Complete the following self-checking worksheet:



How many equal shares has each rectangle been divided into? Count the number of equal squares in each shape and write your answers below:

A: _____ B: _____ G: _____ L: _____ .

FOLD ON LINE ABOVE

A: 6

B: 12

G: 9

L: 4


PLEASE HAVE YOUR CHILD PRACTICE DIVIDING THIS RECTANGLE INTO EQUAL SQUARES. IT IS IMPORTANT THAT EACH SQUARE IS EXACTLY THE SAME AS EVERY OTHER SHARE IN THE SHAPE AS THIS IS THE BASIS OF LEARNING AREA. HELP THEM TO BE PRECISE!



7. Daily Grammar – They have used these before. They fold on the bold line and use the answer key to check their work after they are finished. It is a self-checking resource.


Name _____

Collective Nouns
Self-check



Circle the collective noun in each sentence.

1. She drew a school of fish.
2. The family got into the van.
3. The herd of cattle were in the pasture.
4. A pride of lions were in the picture.
5. Put the papers in a stack.
6. A swarm of bees flew by.
7. I play on a baseball team.
8. My class is very small.
9. The gaggle of geese flew.
10. I put the deck of cards up.



Fold on the Bold

If you got the answer right, put a ✓ in the box.
If you got the answer wrong, put a ✗ in the box.

1. <input type="checkbox"/> school	5. <input type="checkbox"/> stack	9. <input type="checkbox"/> gaggle
2. <input type="checkbox"/> family	6. <input type="checkbox"/> swarm	10. <input type="checkbox"/> deck
3. <input type="checkbox"/> herd	7. <input type="checkbox"/> team	
4. <input type="checkbox"/> pride	8. <input type="checkbox"/> class	

©Misty Greenway@Teaching Times 2 Shop-TeachingTimes2.com

Special:

P.E. <https://sites.google.com/view/bagdadphysicaleducationk-12/home/distance-learning?authuser=0>

***PLEASE BE SURE TO EMAIL ALL SPECIALS TEACHERS DIRECTLY WITH YOUR ASSIGNMENTS AS I DO NOT HAVE ACCESS TO THEIR GRADEBOOK TO INPUT SPECIALS GRADES

Supplemental Online Programs (Please check your email for all passwords)

I strongly recommend having your child spend at least 30 minutes on each of these every day. Students have been working on these in class and should know what to do. I am going to give everyone their passwords in case anyone has forgotten.

iReady- Students use this program every day. iReady is adaptive and allows students to work at their ability level. This program does not only focus on math facts, but also mathematical concepts that your child needs to improve upon whether this be below, on, or above grade level. This must be accessed via Chrome. If on mobile, be sure to click desktop site.

<https://login.i-ready.com/>

Study Island – This website is aligned with our English Language Arts curriculum and offers lessons and assignments that I have selected for the students to practice.

<https://app.studyisland.com/cfw/login/>

Extra Practice (Optional):

MathFactsPro- This website gives students extra practice on their addition and subtraction math facts.

www.mathfactspro.com

Epic! Students have used this program every day this year. There are new assigned books in their mailboxes related to current standards. They can also look at the entire library. This website has a feature that only allows students to access during regular school hours (Monday-Friday). If you try to access outside those hours, you will get a message asking you to upgrade. This isn't necessary if they access during typical school hours.

www.getepic.com Enter class code: qkl3549

Thursday, April 30, 2020

Daily Agenda to complete:	
<input type="checkbox"/>	1. ReadWorks Reading Passage "When Trees Get Thirsty," AND Vocabulary, and Comprehension Questions (all completed online)
<input type="checkbox"/>	2. ReadWorks Article of the Day "The Film Crew" (may be completed online or handwritten)
<input type="checkbox"/>	3. Read for 20 minutes and Log (handwritten log)
<input type="checkbox"/>	4. Spelling (online at Spelling City or handwritten)
<input type="checkbox"/>	5. Daily Math (handwritten on worksheet or another piece of paper)
<input type="checkbox"/>	6. Math New Content - Video (online) and practice worksheet
<input type="checkbox"/>	7. Daily Grammar page (handwritten on worksheet or another piece of paper)
<input type="checkbox"/>	HIGHLY recommended extra practice (i-Ready, Study Island, MathFactsPro, Spelling City, Epic)

Parents, please send me an email with a snapshot of completed work for the day for any work that has been handwritten. My number is (928) 716-0000. My email is: rudyh@bagdadschools.org. PLEASE do not hesitate to contact me if you have any questions as I am here to serve your family for your student’s educational needs through this time. I am happy to work out any technology or educational issues that come up! We are all in this together! I am fine with one photo of all work for the day, but **I must be able to see all the answers on each page**. Parents: Please note that there are TWO ReadWorks assignments each day. I have included this agenda checklist to help everyone see what assignments need to be completed each day for each student. Also, note there are TWO pages for math each day.

NEW: Please be sure to send each email with work as a NEW email, not a reply to any email I have sent you. Gmail has mixed up email threads and made it hard for me to find student work.

1. Reading

ReadWorks Reading Passage "When Trees Get Thirsty," AND Vocabulary, and Comprehension Questions (all completed online) Please go to www.readworks.org/Student Class Code VBK6M4

Each day there will be a new story. Please have your child read this at least three times. They may listen to the story, but it is important that they read it on their own at least two times. Click on vocabulary and review vocabulary words. They will then need to answer the comprehension questions. Please remind students to go back to the story to find their answers. This will automatically be sent to me.

2. Writing

ReadWorks Writing Assignment-Please log in to ReadWorks again and go to Article of the Day. Today they will read the next article. Students are used to this routine using print articles and our Book of Knowledge format.

Please read through each article 2 times. They follow along during the first read aloud. During the second read aloud, they underline at least two interesting or important facts they would like to add to their Book of Knowledge. For this assignment, you may have your student type the minimum two sentences online or you may have them write them on paper. **PLEASE be sure they are using grammar rules: capitals where needed, spelling, and punctuation. They DO know how to do this and it is required.** **There is a section called “notes” that is different from the actual Book of Knowledge section. Please be sure they complete the BOOK OF KNOWLEDGE section for credit.**

Here is the article for today:

The Film Crew

152 words



A number of people work on a single film. The group of people working on a movie is known as the crew. The crew is made up of several people with specific jobs. Each job is done in order to make the film turn out as well as possible. For example, the director's job is to lead the production, or making, of a film. Other jobs include working the camera, setting up the lights, and recording the sound.

The crew is a team so they need to work together. They need to help each other, just like a sports team. Some crews can be as small as three people. Bigger films can have crews that have hundreds of people.

The crew is led by the director. Having one person lead the crew is helpful. It makes sure everyone has a shared goal and a clear idea of what they need to do.

3. Reading Log-Continue to read 20 minutes each day. I have opened up the ReadWorks library to allow for your child to have access to thousands of digital passages. They may also choose titles using their Epic account. They are familiar with logging in to Epic.

4. Spelling – Thursday – write all words as triangle words and/or do one activity on Spelling City. They do not have to do both.

www.spellingcity.com

Spelling

begin

underline

circle

write

find

stop

complete

finish

compare

describe

true

false

fiction

nonfiction

read

answer

choose

list

which


count

5. Daily Math

Each day there will be a Daily Math Review for students to complete.

They have already learned this material, but may still need some help. Please feel free to help them if they are stuck. There may be an additional page to practice on some days as we get into a routine.

Week 6 Day 4

- ◆ 1. $610 + 10 = \underline{\hspace{2cm}}$
- ◆ 2. Jay wants to buy a new book for his sister. The book costs \$3.50. Jay has 2 dollar bills, 4 quarters, 4 dimes, 2 nickels and 7 pennies. How much money does Jay have? Does he have enough money to buy the book?
- ◆ 3. How many sides does this figure have? 
- ◆ 4. Which expression is true?
A. $34 + 9 > 53 - 5$ B. $34 + 9 = 53 - 5$ C. $34 + 9 \neq 53 - 5$
- ◆ 5. Which form of measurement cannot be used to measure cooking oil?
A. capacity B. length C. weight

6. Math – New Content: 2.M.G.A.02- Partition a rectangle into rows and columns of same-size rectangles and count to find the total number of them.

Up until week 4, our distance learning packets have contained ONLY review material that has been taught in the classroom. Our learning team feels it is important for students to have the opportunity to learn new content that would have been taught during this time, even though we are not able to have them in the classroom and help them through new concepts. I understand that new material may be tough for some students to grasp. I have included a Khan Academy video for each new topic and a self-checking resource. Since this is new and we are proceeding without formal lessons, please just do your best and contact me if you have any trouble. You are all doing such a wonderful job! Keep up the great work!


IF NEEDED: Watch the LearnZillion Video “Partition a shape into equal shares” again which can be found here:

https://learnzillion.com/lesson_plans/4818-partition-a-shape-into-equal-shares/lesson

Complete the following self-checking worksheet:


7. **Daily Grammar** – They have used these before. They fold on the bold line and use the answer key to check their work after they are finished. It is a self-checking resource.

Name _____

Proper Nouns
Self-check


Circle the proper noun that needs a capital letter in each sentence.

1. It snowed on thursday.
2. The weather is nice in ohio.
3. He lives in alaska.
4. We went to new york.
5. My friend greg came to see us.
6. Miss betty made some cookies.
7. Where is the north pole?
8. The penguin's name is pete.
9. Where is iceland?
10. mrs. Potter is late.



Fold on the Bold

If you got the answer right, put a ✓ in the box.
If you got the answer wrong, put a ✗ in the box.

1. <input type="checkbox"/> Thursday	5. <input type="checkbox"/> Greg	9. <input type="checkbox"/> Iceland
2. <input type="checkbox"/> Ohio	6. <input type="checkbox"/> Betty	10. <input type="checkbox"/> Mrs.
3. <input type="checkbox"/> Alaska	7. <input type="checkbox"/> North Pole	
4. <input type="checkbox"/> New York	8. <input type="checkbox"/> Pete	

©Misty Greenway@Teaching Times 2 Shop-TeachingTimes2.com

Special:**Computers:** <https://wadel37.wixsite.com/website>

** I set up an account for your student at a really fun and engaging typing website. This is optional for students who are really missing their computer special on Thursdays!

Please go to: <https://www.typing.com/student/login>

Supplemental Online Programs (Please check your email for all passwords)

I strongly recommend having your child spend at least 30 minutes on each of these every day. Students have been working on these in class and should know what to do. I am going to give everyone their passwords in case anyone has forgotten.

iReady- Students use this program every day. iReady is adaptive and allows students to work at their ability level. This program does not only focus on math facts, but also mathematical concepts that your child needs to improve upon whether this be below, on, or above grade level. This must be accessed via Chrome. If on mobile, be sure to click desktop site.

<https://login.i-ready.com/>

Study Island – This website is aligned with our English Language Arts curriculum and offers lessons and assignments that I have selected for the students to practice.

<https://app.studyisland.com/cfw/login/>

Extra Practice (Optional):

MathFactsPro- This website gives students extra practice on their addition and subtraction math facts.

www.mathfactspro.com

Epic! Students have used this program every day this year. There are new assigned books in their mailboxes related to current standards. They can also look at the entire library. This website has a feature that only allows students to access during regular school hours (Monday-Friday). If you try to access outside those hours, you will get a message asking you to upgrade. This isn't necessary if they access during typical school hours.

www.getepic.com Enter class code: qkl3549

Parents: If you like, please send me a note today with any feedback you have for the way this week has gone for you. Is there anything that has been difficult to accomplish? Is there a format that isn't working for you? Have directions been clear? Is it organized in a way that is simple to follow or has it been confusing? I would love to hear how I can make this process easier for you. Please take a minute to share! Thank you for all your hard work this week! Your students are so Blessed to have parents like you!!

Hannah Rudy