

Monday, April 20, 2020

Daily Agenda to complete:	
<input type="checkbox"/>	1. ReadWorks Reading Passage "A Time of Dust Storms," AND Vocabulary, and Comprehension Questions (all completed online)
<input type="checkbox"/>	2. ReadWorks Article of the Day "What Is a Desert?" (may be completed online or handwritten)
<input type="checkbox"/>	3. Read for 20 minutes and Log (handwritten log)
<input type="checkbox"/>	4. Spelling (online at Spelling City or handwritten)
<input type="checkbox"/>	5. Daily Math (handwritten on worksheet or another piece of paper)
<input type="checkbox"/>	6. Math New Content - Video (online) and practice worksheet
<input type="checkbox"/>	7. Daily Grammar page (handwritten on worksheet or another piece of paper)
<input type="checkbox"/>	HIGHLY recommended extra practice (i-Ready, Study Island, MathFactsPro, Spelling City, Epic)

Parents, please send me an email with a snapshot of completed work for the day for any work that has been handwritten. My number is (928) 716-0000. My email is: rudyh@bagdadschools.org. PLEASE do not hesitate to contact me if you have any questions as I am here to serve your family for your student's educational needs through this time. I am happy to work out any technology or educational issues that come up! We are all in this together! I am fine with one photo of all work for the day, but **I must be able to see all the answers on each page.** Parents: Please note that there are TWO ReadWorks assignments each day. I have included this agenda checklist to help everyone see what assignments need to be completed each day for each student. Also, note there are TWO pages for math each day.

NEW: Please be sure to send each email with work as a NEW email, not a reply to any email I have sent you. Gmail has mixed up email threads and made it hard for me to find student work.

1. Reading

ReadWorks Reading Passage "A Time of Dust Storms," AND Vocabulary, and Comprehension Questions (all completed online) Please go to www.readworks.org/Student Class Code VBK6M4

Each day there will be a new story. Please have your child read this at least three times. They may listen to the story, but it is important that they read it on their own at least two times. Click on vocabulary and review vocabulary words. They will then need to answer the comprehension questions. Please remind students to go back to the story to find their answers. This will automatically be sent to me.

2. Writing


ReadWorks Writing Assignment-Please log in to ReadWorks again and go to Article of the Day. Today they will read the next article. Students are used to this routine using print articles and our Book of Knowledge format.

Please read through each article 2 times. They follow along during the first read aloud. During the second read aloud, they underline at least two interesting or important facts they would like to add to their Book of Knowledge. For this assignment, you may have your student type the minimum two sentences online or you may have them write them on paper. **PLEASE be sure they are using grammar rules: capitals where needed, spelling, and punctuation. They DO know how to do this and it is required.** **There is a section called "notes" that is different from the actual Book of Knowledge section. Please be sure they complete the BOOK OF KNOWLEDGE section for credit.**

Here is the article for today:

What Is a Desert?

By Kate Paixão (79 words)



A desert is a dry place. Very little rain falls in the desert. Many deserts are hot. Deserts can be sandy or rocky.

Deserts are dry, but plants and animals find ways to live there. Cactus plants grow in deserts. Cacti can live with very little water.

Camels live in deserts. Camels store fat in their humps. They live off the fat when they cannot eat or drink. Camels, too, have found ways to live in the dry desert.

3. Reading Log-Continue to read 20 minutes each day. I have opened up the ReadWorks library to allow for your child to have access to thousands of digital passages. They may also choose titles using their Epic account. They are familiar with logging in to Epic. A parent requested a reading log form. You may use whatever works for you. 😊 Here is a reading log to use for this week:

Reading Log		
Date	Book	Parent Signature
4/20/2020		
4/21/2020		
4/22/2020		
4/23/2020		

4. Spelling - Monday-Write spelling words 3 times each and/or do one activity on Spelling City. They do not have to do both. www.spellingcity.com

Spelling

author

character

passage

numbers

story

paragraph

retell

sentence

means

belong

title

first

last

place

learn

fact

opinion

main

idea

speaker

5. Daily Math

Each day there will be a Daily Math Review for students to complete.

They have already learned this material, but may still need some help. Please feel free to help them if they are stuck. There may be an additional page to practice on some days as we get into a routine.

Week 23, Day 1

- ◆ 1. Count by 10s: 800, _____, _____, _____, _____, _____, 860
- ◆ 2. What time does the clock show? _____
- ◆ 3. Which statement is NOT true?
 - A. 45 is odd because it cannot be divided into equal sets.
 - B. 569 is even because it cannot be divided into equal sets.
 - C. 244 is even because it can be divided into equal sets.
 - D. 872 is even because it can be divided into equal sets.
- ◆ 4. Pick the fact that does NOT belong in the family of 7.
 - A. $5+2$ B. $6+1$ C. $7+4$ D. $3+4$
- ◆ 5. $132 - 36 =$ _____



6. Math – New Content: 2.M.MD.D.10 - The Highly Proficient student can create a survey to collect data, record, organize, and display the data using different types of graphs. They can also create word problems with solutions for each of their graphs.


Up until Week 3, our distance learning packets have contained ONLY review material that has been taught in the classroom. Our learning team feels it is important for students to have the opportunity to learn new content that would have been taught during this time, even though we are not able to have them in the classroom and help them through new concepts. I understand that new material may be tough for some students to grasp. I have included a Khan Academy video for each new topic and a self-checking resource. Since this is new and we are proceeding without formal lessons, please just do your best and contact me if you have any trouble. You are all doing such a wonderful job! Keep up the great work!

If needed: Watch the Khan Academy Video “Bar Graphs” again which can be found here:

<https://www.khanacademy.org/math/cc-2nd-grade-math/cc-2nd-measurement-data/cc-2nd-bar-graphs/v/solving-problems-with-bar-graphs-2>

Complete the following self-checking worksheet:

Name _____



bats									
pumpkins									
black cats									
owls									
frogs									


0 1 2 3 4 5 6 7 8 9

- How many pumpkins are there in all? _____
- How many more owls than bats are there? _____
- How many more black cats than bats are there? _____
- How many frogs and pumpkins are there in all? _____
- How many bats and owls are there in all? _____
- Which one did they see the most of? _____

Fold on the Bold

If you got the answer right, put a ✓ in the box.
If you got the answer wrong, put a ✗ in the box.

1. <input type="checkbox"/> 6	4. <input type="checkbox"/> 11
2. <input type="checkbox"/> 5	5. <input type="checkbox"/> 13
3. <input type="checkbox"/> 3	6. <input type="checkbox"/> owls




Shop-TeachingTimes2.com


©Misty Greenway Teaching Times 2

7. **Daily Grammar** – They have used these before. They fold on the bold line and use the answer key to check their work after they are finished. It is a self-checking resource.

Name _____



**Adverbs
Self-check**





Circle the adverb in each sentence.

1. The sun shown brightly.
2. Today is Monday.
3. We ran quickly to the car.
4. I run a mile daily.
5. A tree grows slowly.
6. We will get it later.
7. It is warm outside.
8. Tara arrived early.
9. The soup tastes salty.
10. The music is loud.

Fold on the Bold

If you got the answer right, put a ✓ in the box.
If you got the answer wrong, put a ✗ in the box.

1. <input type="checkbox"/> brightly	5. <input type="checkbox"/> slowly	9. <input type="checkbox"/> salty
2. <input type="checkbox"/> today	6. <input type="checkbox"/> later	10. <input type="checkbox"/> loud
3. <input type="checkbox"/> quickly	7. <input type="checkbox"/> outside	
4. <input type="checkbox"/> daily	8. <input type="checkbox"/> early	

©Misty Greenway@Teaching Times 2 Shop-TeachingTimes2.com

Supplemental Online Programs (Please check your email for all passwords)

I strongly recommend having your child spend at least 30 minutes on each of these every day. Students have been working on these in class and should know what to do. I am going to give everyone their passwords in case anyone has forgotten.

iReady- Students use this program every day. iReady is adaptive and allows students to work at their ability level. This program does not only focus on math facts, but also mathematical concepts that your child needs to improve upon whether this be below, on, or above grade level. This must be accessed via Chrome. If on mobile, be sure to click desktop site.

<https://login.i-ready.com/>

Study Island – This website is aligned with our English Language Arts curriculum and offers lessons and assignments that I have selected for the students to practice.

<https://app.studyisland.com/cfw/login/>

Extra Practice (Optional):

MathFactsPro- This website gives students extra practice on their addition and subtraction math facts.

www.mathfactspro.com

Epic! Students have used this program every day this year. There are new assigned books in their mailboxes related to current standards. They can also look at the entire library. This website has a feature that only allows students to access during regular school hours (Monday-Friday). If you try to access outside those hours, you will get a message asking you to upgrade. This isn't necessary if they access during typical school hours.

www.getepic.com Enter class code: qkl3549

Tuesday, April 21, 2020

Daily Agenda to complete:	
<input type="checkbox"/>	1. ReadWorks Reading Passage "Learning About Earth," AND Vocabulary, and Comprehension Questions (all completed online)
<input type="checkbox"/>	2. ReadWorks Article of the Day "Protecting the Wetlands" (may be completed online or handwritten)
<input type="checkbox"/>	3. Read for 20 minutes and Log (handwritten log)
<input type="checkbox"/>	4. Spelling (online at Spelling City or handwritten)
<input type="checkbox"/>	5. Daily Math (handwritten on worksheet or another piece of paper)
<input type="checkbox"/>	6. Math New Content - Video (online) and practice worksheet
<input type="checkbox"/>	7. Daily Grammar page (handwritten on worksheet or another piece of paper)
<input type="checkbox"/>	HIGHLY recommended extra practice (i-Ready, Study Island, MathFactsPro, Spelling City, Epic)

Parents, please send me an email with a snapshot of completed work for the day for any work that has been handwritten. My number is (928) 716-0000. My email is: rudyh@bagdadschools.org . PLEASE do not hesitate to contact me if you have any questions as I am here to serve your family for your student’s educational needs through this time. I am happy to work out any technology or educational issues that come up! We are all in this together! I am fine with one photo of all work for the day, but **I must be able to see all the answers on each page.** Parents: Please note that there are TWO ReadWorks assignments each day. I have included this agenda checklist to help everyone see what assignments need to be completed each day for each student. Also, note there are TWO pages for math each day.

NEW: Please be sure to send each email with work as a NEW email, not a reply to any email I have sent you. Gmail has mixed up email threads and made it hard for me to find student work.

1. Reading

ReadWorks-Assignment: ReadWorks Reading Passage " Learning About Earth," and Comprehension Questions (all completed online) Please go to www.readworks.org/Student

Class Code VBK6M4

Each day there will be a new story. Please have your child read this at least three times They may listen to the story, but it is important that they read it on their own at least two times. Click on vocabulary and review vocabulary words. They will then need to answer the comprehension questions. Please remind students to go back to the story to find their answers. This will automatically be sent to me.

2. Writing

ReadWorks Writing Assignment-Please log in to ReadWorks again and go to Article of the Day. Today they will read the next article. Students are used to this routine using print articles and our Book of Knowledge format.

Please read through each article 2 times. They follow along during the first read aloud. During the second read aloud, they underline at least two interesting or important facts they would like to add to their Book of Knowledge. For this assignment, you may have your student type the minimum two sentences online or you may have them write them on paper. **PLEASE be sure they are using grammar rules: capitals where needed, spelling, and punctuation. They DO know how to do this and it is required.** **There is a section called “notes” that is different from the actual Book of Knowledge section. Please be sure they complete the BOOK OF KNOWLEDGE section for credit.**

Here is the article for today:

Protecting the Wetlands

By Susan LaBella (265 words)



Some places in nature hold so much water that the ground there is almost always wet. These special places are called *wetlands*.

The Everglades is an area of beautiful wetlands in southern Florida. Many kinds of waterbirds, such as wood storks, and mammals, such as bobcats, live in the Everglades. A number of reptiles live there, too. In fact, southern Florida is the only place in the world where alligators and crocodiles live side by side.

The Everglades area is an **ecosystem**. Ecosystems are places where living things exist with nonliving things, such as water and soil. Everything in an ecosystem affects everything else. If something new is brought into the ecosystem, it may cause problems.

Change caused by humans created big problems in the Everglades. As more people moved to Florida, new homes and businesses were needed. Because the Everglades area was large and beautiful, people thought it might be a good place to build. The ground, however, was too wet. In order to build homes, people drained water from some of the wet ground.

Taking water out of the Everglades caused many problems. Animals that ate water plants or small fish had a hard time finding food. The wood stork and other waterbirds began dying. People worried that this special place would be lost forever.

Today, a portion of the Everglades is a national park. The law protects animals and plants there. Homes and businesses cannot be built inside Everglades National Park. Because it is now protected as a park, part of the Everglades will be beautiful wetlands for many years to come.

3. Reading Log-Continue to read 20 minutes each day. I have opened up the ReadWorks library to allow for your child to have access to thousands of digital passages. They may also choose titles using their Epic account. They are familiar with logging in to Epic.

4. Spelling – Tuesday – write words in ABC order two times and/or do one activity on Spelling City. They do not have to do both.

www.spellingcity.com

Spelling

author

character

passage

numbers

story

paragraph

retell

sentence

means

belong

title

first

last

place

learn

fact

opinion

main

idea

speaker

5. Daily Math

Each day there will be a Daily Math Review for students to complete.

They have already learned this material, but may still need some help. Please feel free to help them if they are stuck. There may be an additional page to practice on some days as we get into a routine.

Week 23, Day 2



- ◆ 1. What time does the clock show? _____
- ◆ 2. $109 + 38 =$ _____
- ◆ 3. Which set of number are ALL odd?
A. 589, 347, 231, 603 B. 215, 348, 211, 679
C. 783, 342, 941, 109
- ◆ 4. Pick the fact that does NOT belong in the family of 19.
A. $10+9$ B. $7+8$ C. $12+7$ D. $15+4$
- ◆ 5. Subtract: $213 - 106 =$ _____

6. Math – New Content: 2.M.MD.D.10 - The Highly Proficient student can create a survey to collect data, record, organize, and display the data using different types of graphs. They can also create word problems with solutions for each of their graphs.


Up until Week 3, our distance learning packets have contained ONLY review material that has been taught in the classroom. Our learning team feels it is important for students to have the opportunity to learn new content that would have been taught during this time, even though we are not able to have them in the classroom and help them through new concepts. I understand that new material may be tough for some students to grasp. I have included a Khan Academy video for each new topic and a self-checking resource. Since this is new and we are proceeding without formal lessons, please just do your best and contact me if you have any trouble. You are all doing such a wonderful job! Keep up the great work!


If needed: Watch the Khan Academy Video “Bar Graphs” again which can be found here:

<https://www.khanacademy.org/math/cc-2nd-grade-math/cc-2nd-measurement-data/cc-2nd-bar-graphs/v/solving-problems-with-bar-graphs-2>

Complete the following self-checking worksheet:

Name _____

Bar Graphs
Self-check




Color of Pumpkins

orange										
yellow										
white										
blue										
red										
	0	1	2	3	4	5	6	7	8	9

©Misty Greenway Teaching Times 2

- How many pumpkins are the color of yellow? _____
- Which color are the pumpkins colored most? _____
- How many more orange than blue pumpkins are there? _____
- How many more pumpkins are white than red? _____
- How many pumpkins are colored white and blue in all? _____
- Which two colors have the same number? _____

Fold on the Bold

If you got the answer right, put a ✓ in the box.
If you got the answer wrong, put a ✗ in the box.


1. <input type="checkbox"/> 8	4. <input type="checkbox"/> 3
2. <input type="checkbox"/> orange	5. <input type="checkbox"/> 13
3. <input type="checkbox"/> 1	6. <input type="checkbox"/> yellow blue


Shop-TeachingTimes2.com

7. **Daily Grammar** – They have used these before. They fold on the bold line and use the answer key to check their work after they are finished. It is a self-checking resource.


Name _____

**Adverbs
Self-check**






Circle the adverb in each sentence.




1. A little bird flew over the roof.
2. Sarah waited happily for us.
3. I will soon take my test.
4. I usually make good grades.



5. The fish swam nearby.
6. We looked everywhere for my ring.
7. She threw the coin down the hole.
8. We never get to play.
9. Tim always takes me.

10. Now the rain stops.



Fold on the Bold

If you got the answer right, put a ✓ in the box.
If you got the answer wrong, put a ✗ in the box.

1. <input type="checkbox"/> over	5. <input type="checkbox"/> nearby	9. <input type="checkbox"/> always
2. <input type="checkbox"/> happily	6. <input type="checkbox"/> everywhere	10. <input type="checkbox"/> now
3. <input type="checkbox"/> soon	7. <input type="checkbox"/> down	
4. <input type="checkbox"/> usually	8. <input type="checkbox"/> never	

©Misty Greenway@Teaching Times 2 Shop-TeachingTimes2.com

Specials:

Art: <https://mekirk02.wixsite.com/bagdad-schools-art/elementary-art>

Music: <https://sites.google.com/a/bagdadschools.org/temperleymusic/>

Supplemental Online Programs (Please check your email for all passwords)

I strongly recommend having your child spend at least 30 minutes on each of these every day. Students have been working on these in class and should know what to do. I am going to give everyone their passwords in case anyone has forgotten.

iReady- Students use this program every day. iReady is adaptive and allows students to work at their ability level. This program does not only focus on math facts, but also mathematical concepts that your child needs to improve upon whether this be below, on, or above grade level. This must be accessed via Chrome. If on mobile, be sure to click desktop site.

<https://login.i-ready.com/>

Study Island – This website is aligned with our English Language Arts curriculum and offers lessons and assignments that I have selected for the students to practice.

<https://app.studyisland.com/cfw/login/>

Extra Practice (Optional):

MathFactsPro- This website gives students extra practice on their addition and subtraction math facts.

www.mathfactspro.com

Epic! Students have used this program every day this year. There are new assigned books in their mailboxes related to current standards. They can also look at the entire library. This website has a feature that only allows students to access during regular school hours (Monday-Friday). If you try to access outside those hours, you will get a message asking you to upgrade. This isn't necessary if they access during typical school hours.

www.getepic.com Enter class code: qkl3549

Wednesday, April 22, 2020

Daily Agenda to complete:	
<input type="checkbox"/>	1. ReadWorks Reading Passage "Make a Map," AND Vocabulary, and Comprehension Questions (all completed online)
<input type="checkbox"/>	2. ReadWorks Article of the Day "What Lives in a Rain Forest?" (may be completed online or handwritten)
<input type="checkbox"/>	3. Read for 20 minutes and Log (handwritten log)
<input type="checkbox"/>	4. Spelling (online at Spelling City or handwritten)
<input type="checkbox"/>	5. Daily Math (handwritten on worksheet or another piece of paper)
<input type="checkbox"/>	6. Math New Content - Video (online) and practice worksheet
<input type="checkbox"/>	7. Daily Grammar page (handwritten on worksheet or another piece of paper)
<input type="checkbox"/>	HIGHLY recommended extra practice (i-Ready, Study Island, MathFactsPro, Spelling City, Epic)

Parents, please send me an email with a snapshot of completed work for the day for any work that has been handwritten. My number is (928) 716-0000. My email is: rudyh@bagdadschools.org . PLEASE do not hesitate to contact me if you have any questions as I am here to serve your family for your student’s educational needs through this time. I am happy to work out any technology or educational issues that come up! We are all in this together! I am fine with one photo of all work for the day, but **I must be able to see all the answers on each page.** Parents: Please note that there are TWO ReadWorks assignments each day. I have included this agenda checklist to help everyone see what assignments need to be completed each day for each student. Also, note there are TWO pages for math each day.

NEW: Please be sure to send each email with work as a NEW email, not a reply to any email I have sent you. Gmail has mixed up email threads and made it hard for me to find student work.

1. Reading

ReadWorks-Assignment: ReadWorks Reading Passage " Make a Map," AND Vocabulary, and Comprehension Questions (all completed online) Please go to www.readworks.org/Student

Class Code VBK6M4

Each day there will be a new story. Please have your child read this at least three times. They may listen to the story, but it is important that they read it on their own at least two times. Click on vocabulary and review vocabulary words. They will then need to answer the comprehension questions. Please remind students to go back to the story to find their answers. This will automatically be sent to me.

2. Writing

ReadWorks Writing Assignment-Please log in to ReadWorks again and go to Article of the Day. Today they will read the next article. Students are used to this routine using print articles and our Book of Knowledge format.

Please read through each article 2 times. They follow along during the first read aloud. During the second read aloud, they underline at least two interesting or important facts they would like to add to their Book of Knowledge. For this assignment, you may have your student type the minimum two sentences online or you may have them write them on paper. **PLEASE be sure they are using grammar rules: capitals where needed, spelling, and punctuation. They DO know how to do this and it is required.** **There is a section called “notes” that is different from the actual Book of Knowledge section. Please be sure they complete the BOOK OF KNOWLEDGE section for credit.**

Here is the article for today:

What Lives in a Rain Forest?

By Rachelle Kreisman (169 words)



A rain forest is a rainy place with tall trees. More than fifty inches of rain fall in rain forests every year. Many rain forests are tropical. Tropical places are warm all year long. The world's largest rain forest is called the Amazon. It is located in South America.

A rain forest is a habitat. A habitat is a place in nature where animals and plants live. Rain forests are full of life. They are home to more than half of the types of plants and animals in the world!

Different kinds of animals live in the different parts of the rain forest. Some animals live in the tops of the tallest trees. Those animals include birds, butterflies, and bats. Other creatures live in the tops of shorter trees. You can find monkeys and toucans there.

Animals also live in the lower branches. Those creatures include snakes and tree frogs. Finally, most big rain forest animals live on the rain forest floor. Those animals include anteaters, gorillas, and jaguars.

3. **Reading Log**-Continue to read 20 minutes each day. I have opened up the ReadWorks library to allow for your child to have access to thousands of digital passages. They may also choose titles using their Epic account. They are familiar with logging in to Epic.

4. **Spelling** – Wednesday – write the words forward, backward, forward and/or do one activity on Spelling City. They do not have to do both.

www.spellingcity.com

Spelling

author

character

passage

numbers

story

paragraph

retell

sentence

means

belong

title

first

last

place

learn

fact

opinion

main

idea

speaker

5. Daily Math

Each day there will be a Daily Math Review for students to complete.

They have already learned this material, but may still need some help. Please feel free to help them if they are stuck. There may be an additional page to practice on some days as we get into a routine.

Week 23, Day 3

- ◆ 1. Count by 2s: 878, _____, _____, _____, _____, _____, 890
- ◆ 2. $789 + 673 =$ _____
- ◆ 3. Which set of numbers are ALL even?
A. 587, 988, 900, 312 B. 466, 598, 210, 734
C. 434, 568, 192, 337
- ◆ 4. Pick the fact that does NOT belong in the family of 14.
A. $4+10$ B. $7+7$ C. $9+5$ D. $12+5$
- ◆ 5. $72 - 19 =$ _____

6. Math – New Content: 2.M.OA.A.01 - The Highly Proficient student can create a word problem and solve it by creating an equation; then explain the steps used throughout the process.

Up until week 4, our distance learning packets have contained ONLY review material that has been taught in the classroom. Our learning team feels it is important for students to have the opportunity to learn new content that would have been taught during this time, even though we are not able to have them in the classroom and help them through new concepts. I understand that new material may be tough for some students to grasp. I have included a Khan Academy video for each new topic and a self-checking resource. Since this is new and we are proceeding without formal lessons, please just do your best and contact me if you have any trouble. You are all doing such a wonderful job! Keep up the great work!

Watch the Khan Academy Video “Missing numbers in addition and subtraction” which can be found here:

<https://www.khanacademy.org/math/cc-2nd-grade-math/cc-2nd-add-subtract-100/cc-2nd-add-sub-miss-value-prob/v/missing-numbers-in-addition-and-subtraction-within-100>

At the same website immediately following the video: Do four problems after the video for practice.

Complete the following self-checking worksheet:

Name: _____



Frankenstein

Fold your paper back on the dotted line. Find the missing addend.




1. $6 + \underline{\quad} = 9$
2. $10 + \underline{\quad} = 11$
3. $12 + \underline{\quad} = 15$
4. $12 + \underline{\quad} = 19$
5. $16 + \underline{\quad} = 18$
6. $20 + \underline{\quad} = 26$
7. $14 + \underline{\quad} = 19$
8. $5 + \underline{\quad} = 11$
9. $11 + \underline{\quad} = 20$
10. $8 + \underline{\quad} = 18$

Fold on the Bold

Missing Addends

Self-check



If you got the answer right, put a in the box.

If you got the answer wrong, put a in the box.


1. 3
2. 1
3. 3
4. 7
5. 2
6. 6
7. 5
8. 6
9. 9
10. 10



7. **Daily Grammar** – They have used these before. They fold on the bold line and use the answer key to check their work after they are finished. It is a self-checking resource.

Name _____

Circle the noun in each sentence.



1. We ran into the woods.
2. The flowers smelled nice.
3. They ran to the boat.
4. I want a new car.
5. She loves to read books.
6. The cat is very big.
7. We have to go home.
8. Let's go to school.
9. The fish swam all around.
10. My new pencil broke.



Fold on the Bold

If you got the answer right, put a ✓ in the box.

If you got the answer wrong, put a ✗ in the box.

- | | | |
|-------------------------------------|------------------------------------|-------------------------------------|
| 1. <input type="checkbox"/> woods | 5. <input type="checkbox"/> books | 9. <input type="checkbox"/> fish |
| 2. <input type="checkbox"/> flowers | 6. <input type="checkbox"/> cat | 10. <input type="checkbox"/> pencil |
| 3. <input type="checkbox"/> boat | 7. <input type="checkbox"/> home | |
| 4. <input type="checkbox"/> car | 8. <input type="checkbox"/> school | |

Special:

P.E. <https://sites.google.com/view/bagdadphysicaleducationk-12/home/distance-learning?authuser=0>

Supplemental Online Programs (Please check your email for all passwords)

I strongly recommend having your child spend at least 30 minutes on each of these every day. Students have been working on these in class and should know what to do. I am going to give everyone their passwords in case anyone has forgotten.

iReady- Students use this program every day. iReady is adaptive and allows students to work at their ability level. This program does not only focus on math facts, but also mathematical concepts that your child needs to improve upon whether this be below, on, or above grade level. This must be accessed via Chrome. If on mobile, be sure to click desktop site.

<https://login.i-ready.com/>

Study Island – This website is aligned with our English Language Arts curriculum and offers lessons and assignments that I have selected for the students to practice.

<https://app.studyisland.com/cfw/login/>

Extra Practice (Optional):

MathFactsPro- This website gives students extra practice on their addition and subtraction math facts.

www.mathfactspro.com

Epic! Students have used this program every day this year. There are new assigned books in their mailboxes related to current standards. They can also look at the entire library. This website has a feature that only allows students to access during regular school hours (Monday-Friday). If you try to access outside those hours, you will get a message asking you to upgrade. This isn't necessary if they access during typical school hours.

www.getepic.com Enter class code: qkl3549

Thursday, April 23, 2020

Daily Agenda to complete:	
<input type="checkbox"/>	1. ReadWorks Reading Passage "The Volcano That Keeps Erupting," AND Vocabulary, and Comprehension Questions (all completed online)
<input type="checkbox"/>	2. ReadWorks Article of the Day "Invaders of the Ecosystem" (may be completed online or handwritten)
<input type="checkbox"/>	3. Read for 20 minutes and Log (handwritten log)
<input type="checkbox"/>	4. Spelling (online at Spelling City or handwritten)
<input type="checkbox"/>	5. Daily Math (handwritten on worksheet or another piece of paper)
<input type="checkbox"/>	6. Math New Content - Video (online) and practice worksheet
<input type="checkbox"/>	7. Daily Grammar page (handwritten on worksheet or another piece of paper)
<input type="checkbox"/>	HIGHLY recommended extra practice (i-Ready, Study Island, MathFactsPro, Spelling City, Epic)

Parents, please send me an email with a snapshot of completed work for the day for any work that has been handwritten. My number is (928) 716-0000. My email is: rudyh@bagdadschools.org . PLEASE do not hesitate to contact me if you have any questions as I am here to serve your family for your student’s educational needs through this time. I am happy to work out any technology or educational issues that come up! We are all in this together! I am fine with one photo of all work for the day, but **I must be able to see all the answers on each page.** Parents: Please note that there are TWO ReadWorks assignments each day. I have included this agenda checklist to help everyone see what assignments need to be completed each day for each student. Also, note there are TWO pages for math each day.

NEW: Please be sure to send each email with work as a NEW email, not a reply to any email I have sent you. Gmail has mixed up email threads and made it hard for me to find student work.

1. Reading

ReadWorks-Assignment: ReadWorks Reading Passage " The Volcano That Keeps Erupting," AND Vocabulary, and Comprehension Questions (all completed online) Please go to www.readworks.org/Student Class Code VBK6M4

Each day there will be a new story. Please have your child read this at least three times. They may listen to the story, but it is important that they read it on their own at least two times. Click on vocabulary and review vocabulary words. They will then need to answer the comprehension questions. Please remind students to go back to the story to find their answers. This will automatically be sent to me.

2. Writing

ReadWorks Writing Assignment-Please log in to ReadWorks again and go to Article of the Day. Today they will read the next article. Students are used to this routine using print articles and our Book of Knowledge format.

Please read through each article 2 times. They follow along during the first read aloud. During the second read aloud, they underline at least two interesting or important facts they would like to add to their Book of Knowledge. For this assignment, you may have your student type the minimum two sentences online or you may have them write them on paper. **PLEASE be sure they are using grammar rules: capitals where needed, spelling, and punctuation. They DO know how to do this and it is required.** **There is a section called “notes” that is different from the actual Book of Knowledge section. Please be sure they complete the BOOK OF KNOWLEDGE section for credit.**

Here is the article for today:

Invaders of the Ecosystem

By Susan LaBella (249 words)



Think of a pond with water, rocks, and mud. Animals live there. Plants grow all around it. Rain falls into the pond, or the sun shines above it.

A pond is an ecosystem. Ecosystems are places where living things—animals and plants—exist with nonliving things, such as water and soil. Everything in an ecosystem affects everything else.

Sometimes, outside plants or animals are brought into an ecosystem. These outsiders are called invaders. They can cause real trouble.

Here is an example. Nutria (NOO-tree-uh) are small, furry water animals. They look like beavers. Nutria live in South America, but some people brought a group of them to the U.S. These people wanted to use nutria fur to make coats.

The nutria were kept on animal farms, but some escaped. They had so many babies that soon there were millions of nutria! In the wetlands of Louisiana and Maryland, these giant groups of nutria gobbled up plants that other animals in the ecosystem had left alone. They chewed up bulrush plants, including the roots. By doing that, nutria ruined the soil, making it very difficult for some new plants to grow. Partly as a result, thousands of acres of marshland in Maryland are now damaged.

U.S. wildlife experts have tried to reduce the number of nutria. In some areas, their plans have worked. Some areas have even gotten rid of all the nutria there. But where the nutria still remain, they continue eating up parts of the wetlands.

3. Reading Log-Continue to read 20 minutes each day. I have opened up the ReadWorks library to allow for your child to have access to thousands of digital passages. They may also choose titles using their Epic account. They are familiar with logging in to Epic.

4. Spelling – Thursday – write all words as triangle words and/or do one activity on Spelling City. They do not have to do both.

www.spellingcity.com

Spelling

author

character

passage

numbers

story

paragraph

retell

sentence

means

belong

title

first

last

place

learn

fact

opinion

main

idea

speaker

5. Daily Math

Each day there will be a Daily Math Review for students to complete.

They have already learned this material, but may still need some help. Please feel free to help them if they are stuck. There may be an additional page to practice on some days as we get into a routine.

Week 23, Day 4

◆ 1. Count by 5s: 310, _____, _____, _____, _____, _____, 340

◆ 2. $\$37.49 + \$49.26 =$ _____

◆ 3. Sam has 5 baseballs and 3 bats. Which statement is true?

A. Sam has an even number of bats.

B. Sam has an odd number of balls and bats when added together.

C. Sam has an even number of balls and bats when added together.

◆ 4. Pick the fact that does NOT belong in the family of 5.

A. $4+1$

B. $3+2$

C. $1+4$

D. $11+11$

◆ 5. $440 - 37 =$ _____

6. Math – New Content: 2.M.OA.A.01 - The Highly Proficient student can create a word problem and solve it by creating an equation; then explain the steps used throughout the process.

Up until week 4, our distance learning packets have contained ONLY review material that has been taught in the classroom. Our learning team feels it is important for students to have the opportunity to learn new content that would have been taught during this time, even though we are not able to have them in the classroom and help them through new concepts. I understand that new material may be tough for some students to grasp. I have included a Khan Academy video for each new topic and a self-checking resource. Since this is new and we are proceeding without formal lessons, please just do your best and contact me if you have any trouble. You are all doing such a wonderful job! Keep up the great work!

REVIEW IF NEEDED: Watch the Khan Academy Video “Missing numbers in addition and subtraction” which can be found here:

<https://www.khanacademy.org/math/cc-2nd-grade-math/cc-2nd-add-subtract-100/cc-2nd-add-sub-miss-value-prob/v/missing-numbers-in-addition-and-subtraction-within-100>

Complete the following self-checking worksheet:

Name: _____



Fold your paper back on the dotted line. Find the missing addend.

1. $10 + \underline{\quad} = 16$

2. $12 + \underline{\quad} = 17$

3. $15 + \underline{\quad} = 19$

4. $13 + \underline{\quad} = 19$

5. $14 + \underline{\quad} = 23$

6. $18 + \underline{\quad} = 20$

7. $9 + \underline{\quad} = 19$


8. $6 + \underline{\quad} = 11$

9. $11 + \underline{\quad} = 19$

10. $10 + \underline{\quad} = 20$

Fold on the Bold

Missing Addends
Self-check



If you got the answer right, put a in the box.

If you got the answer wrong, put a in the box.

1. 6

2. 5

3. 4

4. 6

5. 9

6. 2

7. 10

8. 5

9. 8

10. 10


“Super
Heroes”
to the
RESCUE




7. **Daily Grammar** – They have used these before. They fold on the bold line and use the answer key to check their work after they are finished. It is a self-checking resource.

Name _____

Nouns
Self-check



Write – **person, place**
or thing next to each noun.




1. cup _____	7. bed _____
2. teacher _____	8. school _____
3. store _____	9. pencil _____
4. park _____	10. mom _____
5. doctor _____	11. zoo _____
6. book _____	12. glove _____

Fold on the Bold

If you got the answer right, put a ✓ in the box.
If you got the answer wrong, put a ✗ in the box.

1. <input type="checkbox"/> thing	5. <input type="checkbox"/> person	9. <input type="checkbox"/> thing
2. <input type="checkbox"/> person	6. <input type="checkbox"/> thing	10. <input type="checkbox"/> person
3. <input type="checkbox"/> place	7. <input type="checkbox"/> thing	11. <input type="checkbox"/> place
4. <input type="checkbox"/> place	8. <input type="checkbox"/> place	12. <input type="checkbox"/> thing



©Misty Greenway@Teaching Times 2

Shop TeachingTimes.com

Special:**Computers:** <https://wadel37.wixsite.com/website>

** I set up an account for your student at a really fun and engaging typing website. This is optional for students who are really missing their computer special on Thursdays!

Please go to: <https://www.typing.com/student/login>

Supplemental Online Programs (Please check your email for all passwords)

I strongly recommend having your child spend at least 30 minutes on each of these every day. Students have been working on these in class and should know what to do. I am going to give everyone their passwords in case anyone has forgotten.

iReady- Students use this program every day. iReady is adaptive and allows students to work at their ability level. This program does not only focus on math facts, but also mathematical concepts that your child needs to improve upon whether this be below, on, or above grade level. This must be accessed via Chrome. If on mobile, be sure to click desktop site.

<https://login.i-ready.com/>

Study Island – This website is aligned with our English Language Arts curriculum and offers lessons and assignments that I have selected for the students to practice.

<https://app.studyisland.com/cfw/login/>

Extra Practice (Optional):

MathFactsPro- This website gives students extra practice on their addition and subtraction math facts.

www.mathfactspro.com

Epic! Students have used this program every day this year. There are new assigned books in their mailboxes related to current standards. They can also look at the entire library. This website has a feature that only allows students to access during regular school hours (Monday-Friday). If you try to access outside those hours, you will get a message asking you to upgrade. This isn't necessary if they access during typical school hours.

www.getepic.com Enter class code: qkl3549

Parents: If you like, please send me a note today with any feedback you have for the way this week has gone for you. Is there anything that has been difficult to accomplish? Is there a format that isn't working for you? Have directions been clear? Is it organized in a way that is simple to follow or has it been confusing? I would love to hear how I can make this process easier for you. Please take a minute to share! Thank you for all your hard work this week! Your students are so Blessed to have parents like you!!

Hannah Rudy