

Monday, April 13, 2020

Daily Agenda to complete:	
<input type="checkbox"/>	1. ReadWorks Reading Passage "Meet Rosa Parks," AND Vocabulary, and Comprehension Questions (all completed online)
<input type="checkbox"/>	2. ReadWorks Article of the Day "Honeybees" (may be completed online or handwritten)
<input type="checkbox"/>	3. Read for 20 minutes and Log (handwritten log)
<input type="checkbox"/>	4. Spelling (online at Spelling City or handwritten)
<input type="checkbox"/>	5. Daily Math (handwritten on worksheet or another piece of paper)
<input type="checkbox"/>	6. Math New Content - Video (online) and practice worksheet
<input type="checkbox"/>	7. Daily Grammar page (handwritten on worksheet or another piece of paper)
<input type="checkbox"/>	HIGHLY recommended extra practice (i-Ready, Study Island, MathFactsPro, Spelling City, Epic)

This packet contains all of your work for today along with links to online resources. Parents, please send me an email with a snapshot of completed work for the day for any work that has been handwritten. My number is (928) 716-0000. My email is: rudyh@bagdadschools.org . PLEASE do not hesitate to contact me if you have any questions as I am here to serve your family for your student’s educational needs through this time. I am happy to work out any technology or educational issues that come up! We are all in this together! I am fine with one photo of all work for the day, but **I must be able to see all the answers on each page**. Parents: Please note that there are TWO ReadWorks assignments each day. I have included this agenda checklist to help everyone see what assignments need to be completed each day for each student. Also, note there are TWO pages for math each day.

NEW: Please be sure to send each email with work as a NEW email, not a reply to any email I have sent you. Gmail has mixed up email threads and made it hard for me to find student work.

1. Reading

ReadWorks-Assignment: "Meet Rosa Parks," AND Vocabulary, and Comprehension Questions (all completed online) Please go to www.readworks.org/Student

Class Code VBK6M4

Each day there will be a new story. Please have your child read this at least three times. They may listen to the story, but it is important that they read it on their own at least two times. Click on vocabulary and review vocabulary words. They will then need to answer the comprehension questions. Please remind students to go back to the story to find their answers. This will automatically be sent to me.

2. Writing

ReadWorks Writing Assignment-Please log in to ReadWorks again and go to Article of the Day. Today they will read the next article. Students are used to this routine using print articles and our Book of Knowledge format.

Please read through each article 2 times. They follow along during the first read aloud. During the second read aloud, they underline at least two interesting or important facts they would like to add to their Book of Knowledge. For this assignment, you may have your student type the minimum two sentences online or you may have them write them on paper. **PLEASE be sure they are using grammar rules: capitals where needed, spelling, and punctuation. They DO know how to do this and it is required.** **There is a section called “notes” that is different from the actual Book of Knowledge section. Please be sure they complete the BOOK OF KNOWLEDGE section for credit.**

Here is the article for today:

Honeybees

By ReadWorks (237 words)



Have you ever seen a honeybee? If so, you may have kept your distance. Many people are scared of their stingers! But honeybees are not scary pests. In fact, they are actually very important insects.

If you've seen a honeybee, think about where you saw it. You may have seen it by some flowers. Honeybees go from flower to flower. They collect nectar and pollen from the flowers for food. They can use this to make honey to eat. This is the honey that people eat, too!

But honeybees aren't just important because of the honey they make. They're important because of how they help plants. When they go from flower to flower, they move the pollen from flower to flower, too. This is called pollination. This is what lets plants grow new seeds! And those new seeds can grow into new plants. So without honeybees, a lot of plants couldn't exist. Apples, nuts, and berries are just some of the plants that need honeybees to help them make new seeds. About 100 important crops in the U.S.A. depend on bees!

Many people are worried because a lot of honeybees have been dying. Some people think the chemicals used on farms may be hurting them. Honeybees are also being hurt by diseases that we don't understand well yet. But people are working to find ways to save the bees. How would you like to help the bees?

3. **Reading Log**-Continue to read 20 minutes each day. I have opened up the ReadWorks library to allow for your child to have access to thousands of digital passages. They may also choose titles using their Epic account. They are familiar with logging in to Epic.

4. **Spelling** - Monday-Write spelling words 3 times each and/or do one activity on Spelling City. They do not have to do both.

www.spellingcity.com

Spelling

almost

dear

door

from

money

seated

keeps

speed

seen

clean

pushed

remember

sometimes

together

years

groan

bowls

owe

grown



means

5. Daily Math

Each day there will be a Daily Math Review for students to complete.

They have already learned this material, but may still need some help. Please feel free to help them if they are stuck. There may be an additional page to practice on some days as we get into a routine.

Week 22, Day 1

- ◆ 1. If you wanted to measure the length of your desk, what tool would you choose?
A. measuring cup B. tape measure C. pound scale
- ◆ 2. Count by 2s: 934, _____, _____, _____, _____, _____, 946
- ◆ 3. How much money does 3 dollar bills, 2 quarters, 3 dimes, 1 nickel, and 2 pennies equal? A. \$3.75 B. \$3.92 C. \$3.57 D. \$3.87
- ◆ 4. Which expression of the number 51 is correct?
A.  B. 
- ◆ 5. Write the value of the underlined number: 75

6. Math – New Content: 2.M.MD.D.10 - The Highly Proficient student can create a survey to collect data, record, organize, and display the data using different types of graphs. They can also create word problems with solutions for each of their graphs.


Up until this point, our distance learning packets have contained ONLY review material that has been taught in the classroom. Our learning team feels it is important for students to have the opportunity to learn new content that would have been taught during this time, even though we are not able to have them in the classroom and help them through new concepts. I understand that new material may be tough for some students to grasp. I have included a Khan Academy video for each new topic and a self-checking resource. Since this is new and we are proceeding without formal lessons, please just do your best and contact me if you have any trouble. You are all doing such a wonderful job! Keep up the great work!

Watch the Khan Academy Video “Picture Graphs” which can be found here:


<https://www.khanacademy.org/math/cc-2nd-grade-math/cc-2nd-measurement-data/cc-2nd-picture-graphs/v/picture-graphs>

Complete the following self-checking worksheet:


Name _____




























Chocolate Pieces Eaten



Pictographs
Self-check



Kim	      
Jaci	   
Dustin	     
Wesley	    
April	  

Fold on the Bold

If you got the answer right, put a ✓ in the box.
If you got the answer wrong, put a ✗ in the box.

1. **April**

2. **9**

3. **4**

4. **Kim**

5. **Dustin**


6. **Jaci**


©Misty Greenway@Teaching Times 2













Shop-TeachingTimes2.com



7. **Daily Grammar** – They have used these before. They fold on the bold line and use the answer key to check their work after they are finished. It is a self-checking resource.

Name _____

Verbs
Self-check


 **Write – verb or noun**

<p> cup _____</p> <p> jump _____</p> <p> desk _____</p> <p> sing _____</p> <p> doctor _____</p> <p> book _____</p>	<p> open _____</p> <p> run _____</p> <p> pencil _____</p> <p> mom _____</p> <p> march _____</p> <p> look _____</p>
---	---

 **Fold on the Bold** 

If you got the answer right, put a **✓** in the box.
 If you got the answer wrong, put a **✗** in the box.

1. <input type="checkbox"/> noun	5. <input type="checkbox"/> noun	9. <input type="checkbox"/> noun
2. <input type="checkbox"/> verb	6. <input type="checkbox"/> noun	10. <input type="checkbox"/> noun
3. <input type="checkbox"/> noun	7. <input type="checkbox"/> verb	11. <input type="checkbox"/> verb
4. <input type="checkbox"/> verb	8. <input type="checkbox"/> verb	12. <input type="checkbox"/> verb

©Misty Greenway©Teaching Times 2 Shop-TeachingTimes2.com

Supplemental Online Programs (Please check your email for all passwords)

I strongly recommend having your child spend at least 30 minutes on each of these every day. Students have been working on these in class and should know what to do. I am going to give everyone their passwords in case anyone has forgotten.

iReady- Students use this program every day. iReady is adaptive and allows students to work at their ability level. This program does not only focus on math facts, but also mathematical concepts that your child needs to improve upon whether this be below, on, or above grade level. This must be accessed via Chrome. If on mobile, be sure to click desktop site.

<https://login.i-ready.com/>

Study Island – This website is aligned with our English Language Arts curriculum and offers lessons and assignments that I have selected for the students to practice.

<https://app.studyisland.com/cfw/login/>

Extra Practice (Optional):

MathFactsPro- This website gives students extra practice on their addition and subtraction math facts.

www.mathfactspro.com

Epic! Students have used this program every day this year. There are new assigned books in their mailboxes related to current standards. They can also look at the entire library. This website has a feature that only allows students to access during regular school hours (Monday-Friday). If you try to access outside those hours, you will get a message asking you to upgrade. This isn't necessary if they access during typical school hours.

www.getepic.com Enter class code: qkl3549

A parent requested a reading log form. You may use whatever works for you. 😊

Here is a reading log to use for this week:

Reading Log		
Date	Book	Parent Signature
4/13/2020		
4/14/2020		
4/15/2020		
4/16/2020		

Tuesday, April 14, 2020

Daily Agenda to complete:	
<input type="checkbox"/>	1. ReadWorks Reading Passage "A Grand Old Canyon," AND Vocabulary, and Comprehension Questions (all completed online)
<input type="checkbox"/>	2. ReadWorks Article of the Day "Monarch Butterflies" (may be completed online or handwritten)
<input type="checkbox"/>	3. Read for 20 minutes and Log (handwritten log)
<input type="checkbox"/>	4. Spelling (online at Spelling City or handwritten)
<input type="checkbox"/>	5. Daily Math (handwritten on worksheet or another piece of paper)
<input type="checkbox"/>	6. Math New Content - Video (online) and practice worksheet
<input type="checkbox"/>	7. Daily Grammar page (handwritten on worksheet or another piece of paper)
<input type="checkbox"/>	HIGHLY recommended extra practice (i-Ready, Study Island, MathFactsPro, Spelling City, Epic)

This packet contains all of your work for today along with links to online resources. Parents, please send me an email with a snapshot of completed work for the day for any work that has been handwritten. My number is (928) 716-0000. My email is: rudyh@bagdadschools.org . PLEASE do not hesitate to contact me if you have any questions as I am here to serve your family for your student's educational needs through this time. I am happy to work out any technology or educational issues that come up! We are all in this together! I am fine with one photo of all work for the day, but **I must be able to see all the answers on each page**. Parents: Please note that there are TWO ReadWorks assignments each day. I have included this agenda checklist to help everyone see what assignments need to be completed each day for each student. Also, note there are TWO pages for math each day.

NEW: Please be sure to send each email with work as a NEW email, not a reply to any email I have sent you. Gmail has mixed up email threads and made it hard for me to find student work.

1. Reading

ReadWorks-Assignment: ReadWorks Reading Passage "A Grand Old Canyon," and Comprehension Questions (all completed online) Please go to www.readworks.org/Student

Class Code VBK6M4

Each day there will be a new story. Please have your child read this at least three times They may listen to the story, but it is important that they read it on their own at least two times. Click on vocabulary and review vocabulary words. They will then need to answer the comprehension questions. Please remind students to go back to the story to find their answers. This will automatically be sent to me.

2. Writing

ReadWorks Writing Assignment-Please log in to ReadWorks again and go to Article of the Day. Today they will read the next article. Students are used to this routine using print articles and our Book of Knowledge format.

Please read through each article 2 times. They follow along during the first read aloud. During the second read aloud, they underline at least two interesting or important facts they would like to add to their Book of Knowledge. For this assignment, you may have your student type the minimum two sentences online or you may have them write them on paper. **PLEASE be sure they are using grammar rules: capitals where needed, spelling, and punctuation. They DO know how to do this and it is required.** **There is a section called "notes" that is different from the actual Book of Knowledge section. Please be sure they complete the BOOK OF KNOWLEDGE section for credit.**

Here is the article for today:

Monarch Butterflies

279 words



Have you ever seen a butterfly with orange, white, and black markings? That may have been a monarch butterfly! Monarch butterflies are beautiful. They are also important.

Monarch butterflies often can be found near flowers. They feed on the nectar those flowers make. While they go from flower to flower eating nectar, they also pollinate the flowers. Because of this, those flowers can grow new seeds. Then those seeds can grow into new plants! So monarch butterflies are important pollinators.

Many monarch butterflies live in the United States and Canada. But they make a very special trip in the winter. The butterflies that are born late in the summer travel to Mexico and Southern California. That trip can be up to 3,000 miles long! That's a far way to go for an insect. The butterflies make this trip to get away from the cold weather. They go to the same forests every year. Some scientists say that up to a billion butterflies go to the mountain forests of Mexico each year!

The number of monarch butterflies has gone down a lot over the past twenty years. Problems in their environment can make it hard for them to survive. For example, there has been a loss of milkweed plants. Those are the plants that monarch butterflies lay eggs on. Cities and farms have gotten rid of a lot of milkweed. Hot, dry weather has hurt milkweed, too. All of this hurts the monarch butterflies.

The forests of Mexico where butterflies go for the winter have also been shrinking. People have cut down parts of the forest. Changing weather has hurt the forest as well. This puts the butterflies at risk.

3. Reading Log-Continue to read 20 minutes each day. I have opened up the ReadWorks library to allow for your child to have access to thousands of digital passages. They may also choose titles using their Epic account. They are familiar with logging in to Epic.

4. Spelling – Tuesday – write words in ABC order two times and/or do one activity on Spelling City. They do not have to do both.

www.spellingcity.com

Spelling

almost

dear

door

from

money

seated

keeps

speed

seen

clean

pushed

remember

sometimes

together

years

groan

bowls

owe

grown

means

5. Daily Math

Each day there will be a Daily Math Review for students to complete.

They have already learned this material, but may still need some help. Please feel free to help them if they are stuck. There may be an additional page to practice on some days as we get into a routine.

Week 22, Day 2

- ◆ 1. Billy has 12 pennies and 6 quarters. How much money does he have?
A. \$1.62 B. \$1.02 C. \$1.12
- ◆ 2. Write the following number in words: 45_____
- ◆ 3. Which number can be divided into equal sets?
A. 521 B. 429 C. 377 D. 614
- ◆ 4. What is the place value of the underlined digit? 2,469
- ◆ 5. What tool would you use to measure the weight a can of soda?
A. yardstick B. pound scale C. ounce scale D. teaspoon

6. Math – New Content: 2.M.MD.D.10 - The Highly Proficient student can create a survey to collect data, record, organize, and display the data using different types of graphs. They can also create word problems with solutions for each of their graphs.


Up until this point, our distance learning packets have contained ONLY review material that has been taught in the classroom. Our learning team feels it is important for students to have the opportunity to learn new content that would have been taught during this time, even though we are not able to have them in the classroom and help them through new concepts. I understand that new material may be tough for some students to grasp. I have included a Khan Academy video for each new topic and a self-checking resource. Since this is new and we are proceeding without formal lessons, please just do your best and contact me if you have any trouble. You are all doing such a wonderful job! Keep up the great work!


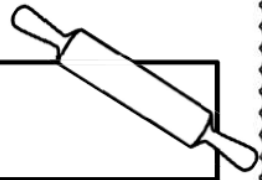
If needed: Watch the Khan Academy Video “Picture Graphs” again which can be found here:

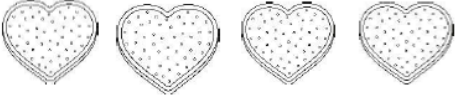



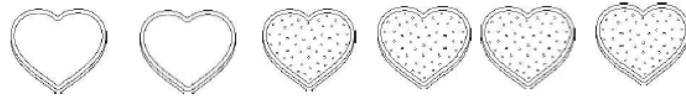
<https://www.khanacademy.org/math/cc-2nd-grade-math/cc-2nd-measurement-data/cc-2nd-picture-graphs/v/picture-graphs>

Complete the following self-checking worksheet:

Name _____

Pictographs
Self-check



Valentine Cookies Made


Lori	
Sam	
Carol	
Andy	
Clay	

1. How many cookies did Clay and Andy make altogether? _____
 2. Who made the least amount of cookies? _____
 3. How many cookies did Sam make? _____
 4. Who made the most amount of cookies? _____
 5. How many did Sam and Lori in all? _____
 6. Who made 5 cookies? _____

Fold on the Bold

If you got the answer right, put a ✓ in the box.
If you got the answer wrong, put a ✗ in the box.

1. 9


2. Andy

3. 7

4. Sam

5. 11

6. Carol




©Misty Greenway@Teaching Times 2

Shop-TeachingTimes2.com

7. **Daily Grammar** – They have used these before. They fold on the bold line and use the answer key to check their work after they are finished. It is a self-checking resource.


Name _____

Verbs
Self-check



Circle the verb in each sentence.

1. We ran into the woods.
2. The flowers smell nice.
3. I hit the ball over the fence.
4. I want a new car.
5. She loves to read books.
6. The wind blew hard.
7. A bird flew in the sky.
8. Max skipped to the car.
9. The fish swam all around.
10. My new pencil broke.



Fold on the Bold

If you got the answer right, put a ✓ in the box.
If you got the answer wrong, put a ✗ in the box.

1. <input type="checkbox"/> ran	5. <input type="checkbox"/> loves	9. <input type="checkbox"/> swam
2. <input type="checkbox"/> smell	6. <input type="checkbox"/> blew	10. <input type="checkbox"/> broke
3. <input type="checkbox"/> hit	7. <input type="checkbox"/> flew	
4. <input type="checkbox"/> want	8. <input type="checkbox"/> skipped	

©Misty Greenway©Teaching Times 2 Shop-TeachingTimes2.com

Specials:**Art:** <https://mekirk02.wixsite.com/bagdad-schools-art/elementary-art>**Music:** <https://sites.google.com/a/bagdadschools.org/temperleymusic/>**Supplemental Online Programs (Please check your email for all passwords)**

I strongly recommend having your child spend at least 30 minutes on each of these every day. Students have been working on these in class and should know what to do. I am going to give everyone their passwords in case anyone has forgotten.

iReady- Students use this program every day. iReady is adaptive and allows students to work at their ability level. This program does not only focus on math facts, but also mathematical concepts that your child needs to improve upon whether this be below, on, or above grade level. This must be accessed via Chrome. If on mobile, be sure to click desktop site.

<https://login.i-ready.com/>

Study Island – This website is aligned with our English Language Arts curriculum and offers lessons and assignments that I have selected for the students to practice.

<https://app.studyisland.com/cfw/login/>

Extra Practice (Optional):

MathFactsPro- This website gives students extra practice on their addition and subtraction math facts.

www.mathfactspro.com

Epic! Students have used this program every day this year. There are new assigned books in their mailboxes related to current standards. They can also look at the entire library. This website has a feature that only allows students to access during regular school hours (Monday-Friday). If you try to access outside those hours, you will get a message asking you to upgrade. This isn't necessary if they access during typical school hours.

www.getepic.com Enter class code: qkl3549

Wednesday, April 15, 2020

Daily Agenda to complete:	
<input type="checkbox"/>	1. ReadWorks Reading Passage "Water Takes Three Forms," AND Vocabulary, and Comprehension Questions (all completed online)
<input type="checkbox"/>	2. ReadWorks Article of the Day "What Is Pollination?" (may be completed online or handwritten)
<input type="checkbox"/>	3. Read for 20 minutes and Log (handwritten log)
<input type="checkbox"/>	4. Spelling (online at Spelling City or handwritten)
<input type="checkbox"/>	5. Daily Math (handwritten on worksheet or another piece of paper)
<input type="checkbox"/>	6. Math New Content - Video (online) and practice worksheet
<input type="checkbox"/>	7. Daily Grammar page (handwritten on worksheet or another piece of paper)
<input type="checkbox"/>	HIGHLY recommended extra practice (i-Ready, Study Island, MathFactsPro, Spelling City, Epic)

This packet contains all of your work for today along with links to online resources. Parents, please send me an email with a snapshot of completed work for the day for any work that has been handwritten. My number is (928) 716-0000. My email is: rudyh@bagdadschools.org . PLEASE do not hesitate to contact me if you have any questions as I am here to serve your family for your student’s educational needs through this time. I am happy to work out any technology or educational issues that come up! We are all in this together! I am fine with one photo of all work for the day, but **I must be able to see all the answers on each page**. Parents: Please note that there are TWO ReadWorks assignments each day. I have included this agenda checklist to help everyone see what assignments need to be completed each day for each student. Also, note there are TWO pages for math each day.

NEW: Please be sure to send each email with work as a NEW email, not a reply to any email I have sent you. Gmail has mixed up email threads and made it hard for me to find student work.

1. Reading

ReadWorks-Assignment: ReadWorks Reading Passage "Water Takes Three Forms," AND Vocabulary, and Comprehension Questions (all completed online) Please go to www.readworks.org/Student

Class Code VBK6M4

Each day there will be a new story. Please have your child read this at least three times. They may listen to the story, but it is important that they read it on their own at least two times. Click on vocabulary and review vocabulary words. They will then need to answer the comprehension questions. Please remind students to go back to the story to find their answers. This will automatically be sent to me.

2. Writing

ReadWorks Writing Assignment-Please log in to ReadWorks again and go to Article of the Day. Today they will read the next article. Students are used to this routine using print articles and our Book of Knowledge format.

Please read through each article 2 times. They follow along during the first read aloud. During the second read aloud, they underline at least two interesting or important facts they would like to add to their Book of Knowledge. For this assignment, you may have your student type the minimum two sentences online or you may have them write them on paper. **PLEASE be sure they are using grammar rules: capitals where needed, spelling, and punctuation. They DO know how to do this and it is required.** **There is a section called “notes” that is different from the actual Book of Knowledge section. Please be sure they complete the BOOK OF KNOWLEDGE section for credit.**

Here is the article for today:

What Is Pollination?

248 words



What is your favorite fruit to eat? That fruit exists because of a very special process. That process is called pollination. Pollination makes it possible for plants to make new seeds. It affects all plants with flowers.

Pollination depends on something called pollen. You may have heard of pollen before. Many people sneeze and get stuffy noses in the springtime because of it. But pollen is an important part of how new seeds and plants grow. For new seeds to grow, pollen has to be moved. It has to move from one part of a flower to another part of a flower. Usually, it gets moved to a different flower. This process is called pollination. It can happen in different ways.

Sometimes, pollen gets moved by the wind. For example, corn has light and dusty pollen. It can get blown long distances. When its pollen lands on the right part of another corn plant, it allows new corn to grow.

Other times, pollen gets moved by animals or insects. These animals or insects are called pollinators. Bees are one example of a pollinator. They come to a flower to get its nectar or pollen. The pollen sticks to the bees. Then, when the bees fly to another flower, the pollen moves with them. It gets dropped off at the other flower!

Moving pollen may seem like a simple thing, but it's very important. Without pollination, we wouldn't have many of the fruits, vegetables, and plants we have today.

3. **Reading Log**-Continue to read 20 minutes each day. I have opened up the ReadWorks library to allow for your child to have access to thousands of digital passages. They may also choose titles using their Epic account. They are familiar with logging in to Epic.

4. **Spelling** – Wednesday – write the words forward, backward, forward and/or do one activity on Spelling City. They do not have to do both.

www.spellingcity.com

Spelling

almost

dear

door

from

money

seated

keeps

speed

seen

clean

pushed

remember

sometimes

together

years

groan

bowls

owe

grown

means

5. Daily Math

Each day there will be a Daily Math Review for students to complete.

They have already learned this material, but may still need some help. Please feel free to help them if they are stuck. There may be an additional page to practice on some days as we get into a routine.

Week 22, Day 3

- ◆ 1. Which of these is not a unit for measuring length?
A. ounces B. yards C. feet D. miles
- ◆ 2. $\$33.13 + \$35.24 =$ _____
- ◆ 3. Write a related addition fact for $30 + 1 = 31$ _____
- ◆ 4. The underlined digit is in what place? 741?
- ◆ 5. Which is the model for the number 104?

A. H T O	B. H T O	C. H T O
1 0 4	1 0 3	1 4 0

6. Math – New Content: 2.M.MD.D.10 - The Highly Proficient student can create a survey to collect data, record, organize, and display the data using different types of graphs. They can also create word problems with solutions for each of their graphs.



Up until this point, our distance learning packets have contained ONLY review material that has been taught in the classroom. Our learning team feels it is important for students to have the opportunity to learn new content that would have been taught during this time, even though we are not able to have them in the classroom and help them through new concepts. I understand that new material may be tough for some students to grasp. I have included a Khan Academy video for each new topic and a self-checking resource. Since this is new and we are proceeding without formal lessons, please just do your best and contact me if you have any trouble. You are all doing such a wonderful job! Keep up the great work!

Watch the Khan Academy Video “Bar Graphs” which can be found here:


<https://www.khanacademy.org/math/cc-2nd-grade-math/cc-2nd-measurement-data/cc-2nd-bar-graphs/v/solving-problems-with-bar-graphs-2>

Complete the following self-checking worksheet:

Name _____

Bar Graphs
Self-check



Making Valentine Cards


Grant										
Holly										
Joey										
Grace										
Lyla										
	0	1	2	3	4	5	6	7	8	9

©Misty Greenway@TeachingTimes2

1. Who made the most valentine cards? _____
2. How many cards did Holly and Lyla make in all? _____
3. Who made the least amount of valentine cards? _____
4. How many more cards did Grace make than Grant? _____
5. How many cards did the children make in all? _____

Fold on the Bold

Shop-TeachingTimes2.com



If you got the answer right, put a ✓ in the box.
If you got the answer wrong, put a ✗ in the box.


1. Grace

2. 11

3. Grant


4. 5

5. 31



7. **Daily Grammar** – They have used these before. They fold on the bold line and use the answer key to check their work after they are finished. It is a self-checking resource.


Name _____

Commas in a series
Self-check


Shamrock Superhero

Put commas where they need to go.

1. Monday Friday and Sunday
2. yell shout and cheer
3. pencil paper and scissors
4. sad unhappy and mad
5. sister brother and mother
6. cat dog and fish
7. horse pig and cow
8. clouds sun and sky



Fold on the Bold

If you got the answer right, put a ✓ in the box.
 If you got the answer wrong, put a ✗ in the box.

<ol style="list-style-type: none"> 1. <input type="checkbox"/> Monday, Friday, and Sunday 2. <input type="checkbox"/> yell, shout, and cheer 3. <input type="checkbox"/> pencil, paper, and scissors 4. <input type="checkbox"/> sad, unhappy, and mad 5. <input type="checkbox"/> sister, brother, and mother 	<ol style="list-style-type: none"> 6. <input type="checkbox"/> cat, dog, and fish 7. <input type="checkbox"/> horse, pig, and cow 8. <input type="checkbox"/> clouds, sun, and sky
---	---

©Misty Greenway@Teaching Times 2 Shop-TeachingTimes2.com

Special:

P.E. <https://sites.google.com/view/bagdadphysicaleducationk-12/home/distance-learning?authuser=0>

Supplemental Online Programs (Please check your email for all passwords)

I strongly recommend having your child spend at least 30 minutes on each of these every day. Students have been working on these in class and should know what to do. I am going to give everyone their passwords in case anyone has forgotten.

iReady- Students use this program every day. iReady is adaptive and allows students to work at their ability level. This program does not only focus on math facts, but also mathematical concepts that your child needs to improve upon whether this be below, on, or above grade level. This must be accessed via Chrome. If on mobile, be sure to click desktop site.

<https://login.i-ready.com/>

Study Island – This website is aligned with our English Language Arts curriculum and offers lessons and assignments that I have selected for the students to practice.

<https://app.studyisland.com/cfw/login/>

Extra Practice (Optional):

MathFactsPro- This website gives students extra practice on their addition and subtraction math facts.

www.mathfactspro.com

Epic! Students have used this program every day this year. There are new assigned books in their mailboxes related to current standards. They can also look at the entire library. This website has a feature that only allows students to access during regular school hours (Monday-Friday). If you try to access outside those hours, you will get a message asking you to upgrade. This isn't necessary if they access during typical school hours.

www.getepic.com Enter class code: qkl3549

Thursday, April 16, 2020

Daily Agenda to complete:	
<input type="checkbox"/>	1. ReadWorks Reading Passage "Making Butter, Long Ago and Today," AND Vocabulary, and Comprehension Questions (all completed online)
<input type="checkbox"/>	2. ReadWorks Article of the Day "Hummingbirds: Small and Special" (may be completed online or handwritten)
<input type="checkbox"/>	3. Read for 20 minutes and Log (handwritten log)
<input type="checkbox"/>	4. Spelling (online at Spelling City or handwritten)
<input type="checkbox"/>	5. Daily Math (handwritten on worksheet or another piece of paper)
<input type="checkbox"/>	6. Math New Content - Video (online) and practice worksheet
<input type="checkbox"/>	7. Daily Grammar page (handwritten on worksheet or another piece of paper)
<input type="checkbox"/>	HIGHLY recommended extra practice (i-Ready, Study Island, MathFactsPro, Spelling City, Epic)

This packet contains all of your work for today along with links to online resources. Parents, please send me ONE email with a snapshot of completed work for each day for any work that has been handwritten. My number is (928) 716-0000. My email is: rudyh@bagdadschools.org. PLEASE do not hesitate to contact me if you have any questions as I am here to serve your family for your student's educational needs through this time. I am happy to work out any technology or educational issues that come up! We are all in this together! I am fine with one photo of all work for the day, but **I must be able to see all the answers on each page**. Parents: Please note that there are TWO ReadWorks assignments each day. I have included this agenda checklist to help everyone see what assignments need to be completed each day for each student. Also, note there are TWO pages for math each day.

NEW: Please be sure to send each email with work as a NEW email, not a reply to any email I have sent you. Gmail has mixed up email threads and made it hard for me to find student work.

1. Reading

ReadWorks-Assignment: ReadWorks Reading Passage "Making Butter, Long Ago and Today," AND Vocabulary, and Comprehension Questions (all completed online) Please go to www.readworks.org/Student Class Code VBK6M4

Each day there will be a new story. Please have your child read this at least three times. They may listen to the story, but it is important that they read it on their own at least two times. Click on vocabulary and review vocabulary words. They will then need to answer the comprehension questions. Please remind students to go back to the story to find their answers. This will automatically be sent to me.

2. Writing

ReadWorks Writing Assignment-Please log in to ReadWorks again and go to Article of the Day. Today they will read the next article. Students are used to this routine using print articles and our Book of Knowledge format.

Please read through each article 2 times. They follow along during the first read aloud. During the second read aloud, they underline at least two interesting or important facts they would like to add to their Book of Knowledge. For this assignment, you may have your student type the minimum two sentences online or you may have them write them on paper. **PLEASE be sure they are using grammar rules: capitals where needed, spelling, and punctuation. They DO know how to do this and it is required.** **There is a section called "notes" that is different from the actual Book of Knowledge section. Please be sure they complete the BOOK OF KNOWLEDGE section for credit.**

Here is the article for today:

Hummingbirds: Small and Special

240 words



Kelly Hunt/Photos by MK

Hummingbirds are very special for many reasons. For one, they are very, very small. The smallest kind of hummingbird weighs less than 2 grams. That's less than half the weight of a sheet of paper!

Hummingbirds are also special for the way they fly. They are the only birds that can hover. That means they can stay in one place while flying. Plus, they can fly backwards and even upside down!

All of that flying is supported by a hummingbird's wings. These birds normally beat their wings up to 70 times per second. They can beat their wings much faster when they dive quickly.

How does a hummingbird get all the energy it needs to beat its wings and fly? It gets energy from the food it eats! Hummingbirds get a lot of their food from flowers. They drink nectar from flowers using their long, thin beaks and tube-like tongues.

When hummingbirds get their food from a flower, they also help the flower. How? By pollinating it! When hummingbirds put their beak into a tube-like flower, some of the flower's pollen can get on them. Then, when they go to sip nectar from another flower, they move the pollen to that new flower. If the pollen lands in the right place in the flower, the plant will grow new seeds. So hummingbirds help lots of plants survive and grow. These birds are truly special!

3. **Reading Log**-Continue to read 20 minutes each day. I have opened up the ReadWorks library to allow for your child to have access to thousands of digital passages. They may also choose titles using their Epic account. They are familiar with logging in to Epic.

4. **Spelling** – Thursday – write all words as triangle words and/or do one activity on Spelling City. They do not have to do both.

www.spellingcity.com

Spelling

almost

dear

door

from

money

seated

keeps

speed

seen

clean

pushed

remember

sometimes

together

years

groan

bowls

owe

grown

means


5. Daily Math

Each day there will be a Daily Math Review for students to complete.

They have already learned this material, but may still need some help. Please feel free to help them if they are stuck. There may be an additional page to practice on some days as we get into a routine.

Week 22, Day 4

- ◆ 1. Which of these is not a unit for measuring liquid?
A. cups B. ounces C. inches D. gallons
- ◆ 2. Which set of numbers are all even?
A. 548, 522, 498, 586 B. 908, 907, 909, 990 C. 433, 833, 933, 1,033
- ◆ 3. Pick the fact that does NOT belong in the family of 29.
A. $10+9$ B. $15+14$ C. $17+12$ D. $20+9$
- ◆ 4. What is the written expression of 460?
- ◆ 5. Which is the model for 602?



6. Math – New Content: 2.M.MD.D.10 - The Highly Proficient student can create a survey to collect data, record, organize, and display the data using different types of graphs. They can also create word problems with solutions for each of their graphs.


Up until this point, our distance learning packets have contained ONLY review material that has been taught in the classroom. Our learning team feels it is important for students to have the opportunity to learn new content that would have been taught during this time, even though we are not able to have them in the classroom and help them through new concepts. I understand that new material may be tough for some students to grasp. I have included a Khan Academy video for each new topic and a self-checking resource. Since this is new and we are proceeding without formal lessons, please just do your best and contact me if you have any trouble. You are all doing such a wonderful job! Keep up the great work!



If needed: Watch the Khan Academy Video “Bar Graphs” again which can be found here:

<https://www.khanacademy.org/math/cc-2nd-grade-math/cc-2nd-measurement-data/cc-2nd-bar-graphs/v/solving-problems-with-bar-graphs-2>

Complete the following self-checking worksheet:

Name _____

Bar Graphs
Self-check


Color of Hearts

orange										
yellow										
white										
blue										
red										
	0	1	2	3	4	5	6	7	8	9

©Misty Greenway Teaching Times 2

1. How many hearts are the color of yellow? _____
2. Which color heart is there the most of? _____
3. How many more orange than blue hearts are there? _____
4. How many more hearts are white than red? _____
5. How many hearts are colored white and blue in all? _____
6. Which two colors have the same number? _____

Fold on the Bold

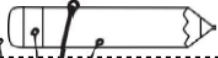
If you got the answer right, put a **✓** in the box.
 If you got the answer wrong, put a **✗** in the box.

1. <input type="checkbox"/> 8	4. <input type="checkbox"/> 3
2. <input type="checkbox"/> orange	5. <input type="checkbox"/> 13
3. <input type="checkbox"/> 1	6. <input type="checkbox"/> yellow blue

Shop-TeachingTimes2.com

7. **Daily Grammar** – They have used these before. They fold on the bold line and use the answer key to check their work after they are finished. It is a self-checking resource.


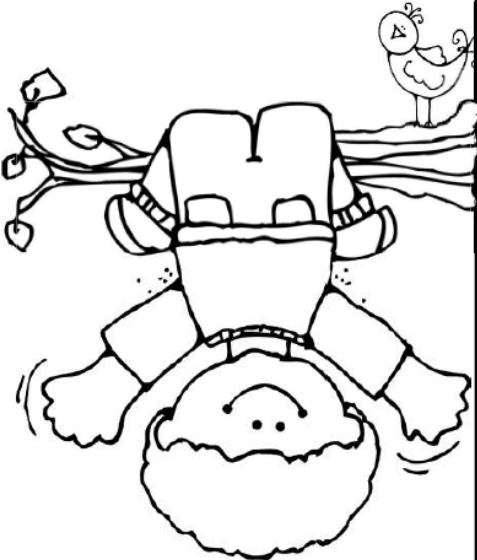
Name _____

Commas in a series
Self-check


SPRING Fun

Put commas where they need to go.

1. car truck and van
2. jump leap and bounce
3. push pull and tug
4. rain wind and snow
5. oak maple and pine
6. tulip rose and daisy
7. shake rattle and roll
8. skip hop and jump

Fold on the Bold

If you got the answer right, put a **✓** in the box.
 If you got the answer wrong, put a **✗** in the box.

<ol style="list-style-type: none"> 1. <input type="checkbox"/> car, truck, and van 2. <input type="checkbox"/> jump, leap, and bounce 3. <input type="checkbox"/> push, pull, and tug 4. <input type="checkbox"/> rain, wind, and snow 5. <input type="checkbox"/> oak, maple, and pine 	<ol style="list-style-type: none"> 6. <input type="checkbox"/> tulip, rose, and daisy 7. <input type="checkbox"/> shake, rattle, and roll 8. <input type="checkbox"/> skip, hop, and jump
--	--

©Misty Greenway@Teaching Times 2 Shop-TeachingTimes2.com

Special:**Computers:** <https://wadel37.wixsite.com/website>

** I set up an account for your student at a really fun and engaging typing website. This is optional for students who are really missing their computer special on Thursdays!

Please go to: <https://www.typing.com/student/login>

Supplemental Online Programs (Please check your email for all passwords)

I strongly recommend having your child spend at least 30 minutes on each of these every day. Students have been working on these in class and should know what to do. I am going to give everyone their passwords in case anyone has forgotten.

iReady- Students use this program every day. iReady is adaptive and allows students to work at their ability level. This program does not only focus on math facts, but also mathematical concepts that your child needs to improve upon whether this be below, on, or above grade level. This must be accessed via Chrome. If on mobile, be sure to click desktop site.

<https://login.i-ready.com/>

Study Island – This website is aligned with our English Language Arts curriculum and offers lessons and assignments that I have selected for the students to practice.

<https://app.studyisland.com/cfw/login/>

Extra Practice (Optional):

MathFactsPro- This website gives students extra practice on their addition and subtraction math facts.

www.mathfactspro.com

Epic! Students have used this program every day this year. There are new assigned books in their mailboxes related to current standards. They can also look at the entire library. This website has a feature that only allows students to access during regular school hours (Monday-Friday). If you try to access outside those hours, you will get a message asking you to upgrade. This isn't necessary if they access during typical school hours.

www.getepic.com Enter class code: qkl3549

Parents: If you like, please send me a note today with any feedback you have for the way this week has gone for you. Is there anything that has been difficult to accomplish? Is there a format that isn't working for you? Have directions been clear? Is it organized in a way that is simple to follow or has it been confusing? I would love to hear how I can make this process easier for you. Please take a minute to share! Thank you for all your hard work this week! Your students are so Blessed to have parents like you!!

Hannah Rudy