

Wednesday, April 8, 2020

Daily Agenda to complete:	
<input type="checkbox"/>	1. ReadWorks Reading Passage "Understanding Elevators," AND Vocabulary, and Comprehension Questions (all completed online)
<input type="checkbox"/>	2. ReadWorks Article of the Day "Adobe Homes" (may be completed online or handwritten)
<input type="checkbox"/>	3. Read for 20 minutes and Log (handwritten log)
<input type="checkbox"/>	4. Spelling (online at Spelling City or handwritten)
<input type="checkbox"/>	5. Daily Math 2 pages (handwritten on worksheet or another piece of paper)
<input type="checkbox"/>	6. Daily Grammar page (handwritten on worksheet or another piece of paper)
<input type="checkbox"/>	HIGHLY recommended extra practice (i-Ready, Study Island, MathFactsPro, Spelling City, Epic)

This packet contains all of your work for today along with links to online resources. Parents, please send me an email with a snapshot of completed work for the day for any work that has been handwritten. My number is (928) 716-0000. My email is: rudyh@bagdadschools.org . PLEASE do not hesitate to contact me if you have any questions as I am here to serve your family for your student's educational needs through this time. I am happy to work out any technology or educational issues that come up! We are all in this together! I am fine with one photo of all work for the day, but **I must be able to see all the answers on each page**. Parents: Please note that there are TWO ReadWorks assignments each day. I have included this agenda checklist to help everyone see what assignments need to be completed each day for each student. Also, note there are TWO pages for math each day.

NEW: Please be sure to send each email with work as a NEW email, not a reply to any email I have sent you. Gmail has mixed up email threads and made it hard for me to find student work.

1. Reading

ReadWorks-Assignment: ReadWorks Reading Passage "Understanding Elevators," AND Vocabulary, and Comprehension Questions (all completed online) Please go to www.readworks.org/Student

Class Code VBK6M4

Each day there will be a new story. Please have your child read this at least three times. It does have an audio component if your child is struggling. They may listen to the story, but it is important that they read it on their own at least two times. Click on vocabulary and review vocabulary words. They will then need to answer the comprehension questions. Please remind students to go back to the story to find their answers. This will automatically be sent to me.

2. Writing

ReadWorks Writing Assignment-Please log in to ReadWorks again and go to Article of the Day. Today they will read the next article. Students are used to this routine using print articles and our Book of Knowledge format.

Please read through each article 2 times. They follow along during the first read aloud. During the second read aloud, they underline at least two interesting or important facts they would like to add to their Book of Knowledge. For this assignment, you may have your student type the minimum two sentences online or you may have them write them on paper. **PLEASE be sure they are using grammar rules: capitals where needed, spelling, and punctuation. They DO know how to do this and it is required.**

Here is the article for today:

Adobe Homes



Daniel Schwen, CC BY-SA 4.0

Photograph of adobe homes

People have been building adobe homes for thousands of years. Adobe is a material made of sand, water, and straw. The adobe can be shaped into bricks. The bricks harden in the sun and become great for building homes.



Vmenkov, CC BY-SA 3.0

Photograph of adobe bricks

Adobe is a popular building material because it is durable. When a building is durable, it usually lasts for a long time. In fact, some of the oldest buildings in the world are adobe!

Adobe is also popular because it keeps homes cool during the warm summer months. Adobe soaks up the outside heat slowly, which means that the inside of the house does not get too hot. Because adobe homes stay cool in warm weather, they are popular in areas with hot climates. Would you want to live in an adobe home during the summer?

3. **Reading Log**-Continue to read 20 minutes each day. I have opened up the ReadWorks library to allow for your child to have access to thousands of digital passages. They may also choose titles using their Epic account. They are familiar with logging in to Epic.

4. **Spelling** – Wednesday – write the words forward, backward, forward and/or do one activity on Spelling City. They do not have to do both.

www.spellingcity.com

Spelling

eight

upon

near

wash

once

who

paper

woman

seven

your

aim

gain

snail

chain

braid

shy

ray

bright

always





fright

5. Daily Math

Each day there will be a Daily Math Review for students to complete.

They have already learned this material, but may still need some help. Please feel free to help them if they are stuck. There may be an additional page to practice on some days as we get into a routine.

Week 21, Day 3

- ◆ 1. $280 - 100 = \underline{\hspace{2cm}}$
- ◆ 2. How much does 2 quarters, 4 dimes and 4 pennies equal?
A. \$1.04 B. \$.91 C. \$.94 D. \$.83
- ◆ 3. Which shape is not a polygon?
A.  B.  C.  D. 
- ◆ 4. Use comparison words to complete the following equation.
 $36 - 16 \underline{\hspace{1cm}} 15 + 8$ A. greater than B. less than C. equal to
- ◆ 5. What time does the clock show?



Name _____



10/100 More or Less

Self-check



Write the number on the line.



① 100 more

$658 =$

⑤ 100 less

$764 =$

⑨ 10 more

$321 =$

② 100 more

$520 =$

⑥ 10 more

$481 =$

⑩ 10 less

$223 =$

③ 100 less

$890 =$

⑦ 100 more

$178 =$

⑪ 100 more

$420 =$

④ 10 more

$169 =$

⑧ 10 less

$990 =$

⑫ 100 less

$900 =$

Fold on the Bold

If you got the answer right, put a ✓ in the box.

If you got the answer wrong, put a ✗ in the box.

1. 758

5. 664

9. 331

2. 620

6. 491

10. 213

3. 790

7. 278

11. 520

4. 179

8. 980


12. 800


6. **Daily Grammar** – They have used these before. They fold on the bold line and use the answer key to check their work after they are finished. It is a self-checking resource.

Name _____

What am I?

Directions - Read , solve, circle.

Context Clues
Self-check




<p>1 I am very small. I only come when it is cold. I fall from the sky. I am frozen. What am I?</p> <p style="text-align: center;">rain snow wind</p>	<p>4 I am a bird. I cannot fly. I am black and white. I eat mostly fish. What am I ?</p> <p style="text-align: center;">penguin bluebird seal</p>
<p>2 I am long with a point on the end. I am used for writing. Sometimes I need to be sharpened. What am I?</p> <p style="text-align: center;">pen paper pencil</p>	<p>5 I am a fruit. I am yellow. I have a peel. Monkeys eat a lot of me. What am I ?</p> <p style="text-align: center;">orange banana strawberry</p>
<p>3 I get people from here to there. I need gas. You can ride in me. I have 4 wheels. What am I ?</p> <p style="text-align: center;">car train boat</p>	<p>6 I have 8 legs. I live in the ocean. If I get scared, I may ink you. What am I?</p> <p style="text-align: center;">shark whale octopus</p>

Fold on the Bold

If you got the answer right, put a ✓ in the box.
If you got the answer wrong, put a ✗ in the box.

1. snow


2. pencil

3. car

4. penguin

5. banana

6. octopus



©Misty Greenway@TeachingTimes 2 Shop-TeachingTimes2.com

Special:

P.E. <https://sites.google.com/a/bagdadschools.org/temperleymusic/>

Supplemental Online Programs (Please check your email for all passwords)

I strongly recommend having your child spend at least 30 minutes on each of these every day. Students have been working on these in class and should know what to do. I am going to give everyone their passwords in case anyone has forgotten.

iReady- Students use this program every day. iReady is adaptive and allows students to work at their ability level. This program does not only focus on math facts, but also mathematical concepts that your child needs to improve upon whether this be below, on, or above grade level. This must be accessed via Chrome. If on mobile, be sure to click desktop site.

<https://login.i-ready.com/>

Study Island – This website is aligned with our English Language Arts curriculum and offers lessons and assignments that I have selected for the students to practice.

<https://app.studyisland.com/cfw/login/>

Extra Practice (Optional):

MathFactsPro- This website gives students extra practice on their addition and subtraction math facts.

www.mathfactspro.com

Epic! Students have used this program every day this year. There are new assigned books in their mailboxes related to current standards. They can also look at the entire library. This website has a feature that only allows students to access during regular school hours (Monday-Friday). If you try to access outside those hours, you will get a message asking you to upgrade. This isn't necessary if they access during typical school hours.

www.getepic.com Enter class code: qkl3549