

**Monday, April 6, 2020**

Daily Agenda to complete:	
<input type="checkbox"/>	1. ReadWorks Reading Passage "When Will We Have Flying Cars?" AND Vocabulary, and Comprehension Questions (all completed online)
<input type="checkbox"/>	2. ReadWorks Article of the Day "Rondavels in Southern Africa" (may be completed online or handwritten)
<input type="checkbox"/>	3. Read for 20 minutes and Log (handwritten log)
<input type="checkbox"/>	4. Spelling (online at Spelling City or handwritten)
<input type="checkbox"/>	5. Daily Math 2 pages (handwritten on worksheet or another piece of paper)
<input type="checkbox"/>	6. Daily Grammar page (handwritten on worksheet or another piece of paper)
	HIGHLY recommended extra practice (i-Ready, Study Island, MathFactsPro, Spelling City, Epic)

This packet contains all of your work for today along with links to online resources. Parents, please send me an email with a snapshot of completed work for the day for any work that has been handwritten. My number is (928) 716-0000. My email is: [rudyh@bagdadschools.org](mailto:rudyh@bagdadschools.org). PLEASE do not hesitate to contact me if you have any questions as I am here to serve your family for your student's educational needs through this time. I am happy to work out any technology or educational issues that come up! We are all in this together! I am fine with one photo of all work for the day, but **I must be able to see all the answers on each page**. Parents: Please note that there are TWO ReadWorks assignments each day. I have included this agenda checklist to help everyone see what assignments need to be completed each day for each student. Also, note there are TWO pages for math each day.

**NEW: Please be sure to send each email with work as a NEW email, not a reply to any email I have sent you. Gmail has mixed up email threads and made it hard for me to find student work.**

**1. Reading**

ReadWorks-Assignment: "When Will We Have Flying Cars?" AND Vocabulary, and Comprehension Questions (all completed online) Please go to [www.readworks.org/Student](http://www.readworks.org/Student)

Class Code VBK6M4

Each day there will be a new story. Please have your child read this at least three times. It does have an audio component if your child is struggling. They may listen to the story, but it is important that they read it on their own at least two times. Click on vocabulary and review vocabulary words. They will then need to answer the comprehension questions. Please remind students to go back to the story to find their answers. This will automatically be sent to me.

**2. Writing**

ReadWorks Writing Assignment-Please log in to ReadWorks again and go to Article of the Day. Today they will read the next article. Students are used to this routine using print articles and our Book of Knowledge format.

Please read through each article 2 times. They follow along during the first read aloud. During the second read aloud, they underline at least two interesting or important facts they would like to add to their Book of Knowledge. For this assignment, you may have your student type the minimum two sentences online or you may have them write them on paper. **PLEASE be sure they are using grammar rules: capitals where needed, spelling, and punctuation. They DO know how to do this and it is required.**

Here is the article for today:

## Rondavels in Southern Africa



Steven Gerner, CC-BY 2.0

*Photograph of rondavel houses in South Africa*

Rondavels are round houses that are popular in southern Africa. The roofs of rondavel houses are thatched and dome-shaped.

The rondavel is small and usually has just one open room. Sunlight enters into the rondavel from the main doorway.

People construct rondavels in a few different ways. One way to build a rondavel is to weave sticks or reeds into a large cylinder shape. This shape is then filled with mud, which will harden after drying out in the sun. Another way to construct a rondavel is to plant wooden poles in a circle and then fill the spaces with mud.

3. **Reading Log**-Continue to read 20 minutes each day. I have opened up the ReadWorks library to allow for your child to have access to thousands of digital passages. They may also choose titles using their Epic account. They are familiar with logging in to Epic.

4. **Spelling** - Monday-Write spelling words 3 times each and/or do one activity on Spelling City. They do not have to do both.

[www.spellingcity.com](http://www.spellingcity.com)

## Spelling

eight

upon

near

wash

once

who

paper

woman

seven

your

aim

gain

snail

chain

braid

shy

ray

bright

always

fright

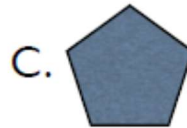
**5. Daily Math**

Each day there will be a Daily Math Review for students to complete.

They have already learned this material, but may still need some help. Please feel free to help them if they are stuck. There may be an additional page to practice on some days as we get into a routine.

# Week 21, Day 1

- ◆ 1.  $300 - 100 = \underline{\hspace{2cm}}$
- ◆ 2. Frank has a quarter, a dime, and a penny. How much money does he have in all? Does he have enough money to buy a cookie for \$.50?
- ◆ 3. Which shape has the most vertices?




- ◆ 4. Use **one** of the following comparison symbols to solve the following problem:  $>, \neq, =$       $83 - 47 \underline{\hspace{1cm}} 45 + 29$
- ◆ 5. What time does the clock show?



Name \_\_\_\_\_

# Subtract.

(No regrouping)

Triple Digit Subtraction  
**Self-check**  


①  

$$\begin{array}{r} 738 \\ - 204 \\ \hline \end{array}$$

②  

$$\begin{array}{r} 963 \\ - 900 \\ \hline \end{array}$$

③  

$$\begin{array}{r} 459 \\ - 124 \\ \hline \end{array}$$

④  

$$\begin{array}{r} 296 \\ - 053 \\ \hline \end{array}$$

⑤  

$$\begin{array}{r} 877 \\ - 545 \\ \hline \end{array}$$

⑥  

$$\begin{array}{r} 911 \\ - 101 \\ \hline \end{array}$$

⑦  

$$\begin{array}{r} 794 \\ - 150 \\ \hline \end{array}$$

⑧  

$$\begin{array}{r} 806 \\ - 305 \\ \hline \end{array}$$

⑨  

$$\begin{array}{r} 715 \\ - 015 \\ \hline \end{array}$$

⑩  

$$\begin{array}{r} 978 \\ - 127 \\ \hline \end{array}$$

⑪  

$$\begin{array}{r} 189 \\ - 072 \\ \hline \end{array}$$

⑫  

$$\begin{array}{r} 652 \\ - 110 \\ \hline \end{array}$$

## Fold on the Bold

If you got the answer right, put a **✓** in the box.

If you got the answer wrong, put a **✗** in the box.



1.  534    5.  332    9.  700

2.  063    6.  810    10.  851

3.  335    7.  644    11.  117


4.  243    8.  501    12.  542

6. **Daily Grammar** – They have used these before. They fold on the bold line and use the answer key to check their work after they are finished. It is a self-checking resource.

Name \_\_\_\_\_

Multiple Meaning Words


**Self-check**



Write the word that will make sense in **BOTH** sentences.

light      watch      can      play      roll

1. I need a \_\_\_\_\_ to eat with my food.  
The ball will \_\_\_\_\_ down the hill.
  
2. We went to \_\_\_\_\_ outside on the swings.  
My family came to watch my school \_\_\_\_\_.
  
3. Please turn on the \_\_\_\_\_.  
This pillow is very \_\_\_\_\_.
  
4. I \_\_\_\_\_ tie my shoes.  
Mom needs a \_\_\_\_\_ of beans.
  
5. I like to \_\_\_\_\_ fireworks.  
I use my \_\_\_\_\_ to tell time.



Fold on the Bold

---

If you got the answer right, put a ✓ in the box.  
If you got the answer wrong, put a ✗ in the box.

1. <input type="checkbox"/> roll	4. <input type="checkbox"/> can
2. <input type="checkbox"/> play	5. <input type="checkbox"/> watch
3. <input type="checkbox"/> light	

©Misty Greenway©TeachingTimes 2 Shop-TeachingTimes2.com

## **Supplemental Online Programs (Please check your email for all passwords)**

I strongly recommend having your child spend at least 30 minutes on each of these every day. Students have been working on these in class and should know what to do. I am going to give everyone their passwords in case anyone has forgotten.

**iReady**- Students use this program every day. iReady is adaptive and allows students to work at their ability level. This program does not only focus on math facts, but also mathematical concepts that your child needs to improve upon whether this be below, on, or above grade level. This must be accessed via Chrome. If on mobile, be sure to click desktop site.

<https://login.i-ready.com/>

**Study Island** – This website is aligned with our English Language Arts curriculum and offers lessons and assignments that I have selected for the students to practice.

<https://app.studyisland.com/cfw/login/>

### **Extra Practice (Optional):**

**MathFactsPro**- This website gives students extra practice on their addition and subtraction math facts.

[www.mathfactspro.com](http://www.mathfactspro.com)

**Epic!** Students have used this program every day this year. There are new assigned books in their mailboxes related to current standards. They can also look at the entire library. This website has a feature that only allows students to access during regular school hours (Monday-Friday). If you try to access outside those hours, you will get a message asking you to upgrade. This isn't necessary if they access during typical school hours.

[www.getepic.com](http://www.getepic.com) Enter class code: qkl3549

**Tuesday, April 7, 2020**

Daily Agenda to complete:	
<input type="checkbox"/>	1. ReadWorks Reading Passage "My Bean Plant," and Comprehension Questions (all completed online)
<input type="checkbox"/>	2. ReadWorks Article of the Day "Yurts in Mongolia" (may be completed online or handwritten)
<input type="checkbox"/>	3. Read for 20 minutes and Log (handwritten log)
<input type="checkbox"/>	4. Spelling (online at Spelling City or handwritten)
<input type="checkbox"/>	5. Daily Math 2 pages (handwritten on worksheet or another piece of paper)
<input type="checkbox"/>	6. Daily Grammar page (handwritten on worksheet or another piece of paper)
<input type="checkbox"/>	HIGHLY recommended extra practice (i-Ready, Study Island, MathFactsPro, Spelling City, Epic)

This packet contains all of your work for today along with links to online resources. Parents, please send me an email with a snapshot of completed work for the day for any work that has been handwritten. My number is (928) 716-0000. My email is: [rudyh@bagdadschools.org](mailto:rudyh@bagdadschools.org) . PLEASE do not hesitate to contact me if you have any questions as I am here to serve your family for your student’s educational needs through this time. I am happy to work out any technology or educational issues that come up! We are all in this together! I am fine with one photo of all work for the day, but **must be able to see all the answers on each page**. Parents: Please note that there are TWO ReadWorks assignments each day. I have included this agenda checklist to help everyone see what assignments need to be completed each day for each student. Also, note there are TWO pages for math each day.

**NEW: Please be sure to send each email with work as a NEW email, not a reply to any email I have sent you. Gmail has mixed up email threads and made it hard for me to find student work.**

**1. Reading**

ReadWorks-Assignment: ReadWorks Reading Passage "My Bean Plant," and Comprehension Questions (all completed online) Please go to [www.readworks.org/Student](http://www.readworks.org/Student)

Class Code VBK6M4

Each day there will be a new story. Please have your child read this at least three times. It does have an audio component if your child is struggling. They may listen to the story, but it is important that they read it on their own at least two times. Click on vocabulary and review vocabulary words. They will then need to answer the comprehension questions. Please remind students to go back to the story to find their answers. This will automatically be sent to me.

**2. Writing**

ReadWorks Writing Assignment-Please log in to ReadWorks again and go to Article of the Day. Today they will read the next article. Students are used to this routine using print articles and our Book of Knowledge format.

Please read through each article 2 times. They follow along during the first read aloud. During the second read aloud, they underline at least two interesting or important facts they would like to add to their Book of Knowledge. For this assignment, you may have your student type the minimum two sentences online or you may have them write them on paper. **PLEASE be sure they are using grammar rules: capitals where needed, spelling, and punctuation. They DO know how to do this and it is required.**



Here is the article for today:

# Yurts in Mongolia



Photo Credit: Adagio at English Wikipedia, CC-BY-SA-3.0

*Photograph of a yurt home in Mongolia*

Yurts are houses that can be moved. For nomads, this type of house is perfect. Setting up a yurt only takes between 30 minutes and 3 hours. Animals often transport the yurts.

People use wooden poles and animal hides to build yurts. People tie the tops of the poles together. This makes the yurt's roof look like an upside-down cone.

Some yurts can house up to 15 people. Large yurts also can be divided up into different spaces. Cooking takes up one space. The sleeping area takes up another. Sometimes, even the animals have their own living space in the yurt!

Would you want to live in a yurt?

3. **Reading Log**-Continue to read 20 minutes each day. I have opened up the ReadWorks library to allow for your child to have access to thousands of digital passages. They may also choose titles using their Epic account. They are familiar with logging in to Epic.

4. **Spelling** – Tuesday – write words in ABC order two times and/or do one activity on Spelling City. They do not have to do both.

[www.spellingcity.com](http://www.spellingcity.com)

## Spelling

eight

upon

near

wash

once

who

paper

woman

seven

your

aim

gain

snail

chain

braid

shy

ray

bright

always

fright

**5. Daily Math**

Each day there will be a Daily Math Review for students to complete.

They have already learned this material, but may still need some help. Please feel free to help them if they are stuck. There may be an additional page to practice on some days as we get into a routine.

# Week 21, Day 2

◆ 1.  $290 - 10 = \underline{\hspace{2cm}}$

◆ 2. How much money is this?



◆ 3. Which shape has more edges than a pentagon?

- A. square      B. trapezoid      C. hexagon      D. rhombus

◆ 4. Use **one** of the following comparison symbols to solve the following problem:  $>$ ,  $\neq$ ,  $=$      $65 - 23 \underline{\hspace{1cm}} 42 + 19$

◆ 5. What time does the clock show?           



Name \_\_\_\_\_



Triple Digit Subtraction

**Self-check**



**Subtract.** (No regrouping)

① $\begin{array}{r} 454 \\ - 251 \\ \hline \end{array}$	② $\begin{array}{r} 788 \\ - 124 \\ \hline \end{array}$	③ $\begin{array}{r} 981 \\ - 220 \\ \hline \end{array}$	④ $\begin{array}{r} 398 \\ - 082 \\ \hline \end{array}$
⑤ $\begin{array}{r} 759 \\ - 636 \\ \hline \end{array}$	⑥ $\begin{array}{r} 806 \\ - 105 \\ \hline \end{array}$	⑦ $\begin{array}{r} 395 \\ - 120 \\ \hline \end{array}$	⑧ $\begin{array}{r} 884 \\ - 332 \\ \hline \end{array}$
⑨ $\begin{array}{r} 768 \\ - 023 \\ \hline \end{array}$	⑩ $\begin{array}{r} 997 \\ - 992 \\ \hline \end{array}$	⑪ $\begin{array}{r} 649 \\ - 139 \\ \hline \end{array}$	⑫ $\begin{array}{r} 546 \\ - 413 \\ \hline \end{array}$

**Fold on the Bold**

If you got the answer right, put a **✓** in the box.

If you got the answer wrong, put a **✗** in the box.

- |                                 |                                 |                                  |
|---------------------------------|---------------------------------|----------------------------------|
| 1. <input type="checkbox"/> 203 | 5. <input type="checkbox"/> 123 | 9. <input type="checkbox"/> 745  |
| 2. <input type="checkbox"/> 664 | 6. <input type="checkbox"/> 701 | 10. <input type="checkbox"/> 005 |
| 3. <input type="checkbox"/> 761 | 7. <input type="checkbox"/> 275 | 11. <input type="checkbox"/> 510 |
| 4. <input type="checkbox"/> 316 | 8. <input type="checkbox"/> 552 | 12. <input type="checkbox"/> 133 |

6. **Daily Grammar** – They have used these before. They fold on the bold line and use the answer key to check their work after they are finished. It is a self-checking resource.

Name \_\_\_\_\_

Multiple Meaning Words

**Self-check**



Write the word that will make sense in **BOTH** sentences.

saw      land      train      pet      batter

1. Mom poured the cake \_\_\_\_\_ in the pan.  
Alex was the last \_\_\_\_\_ of the baseball game.
2. We watched the airplane \_\_\_\_\_ .  
We built a new house on some \_\_\_\_\_.
3. I saw the \_\_\_\_\_ coming fast.  
I can \_\_\_\_\_ my dog to sit.
4. Leah has a \_\_\_\_\_ cat at home.  
Can I \_\_\_\_\_ your dog?
5. I \_\_\_\_\_ two stars in the sky.  
He used a \_\_\_\_\_ to cut the log.



**Fold on the Bold**

If you got the answer right, put a ✓ in the box.  
If you got the answer wrong, put a ✗ in the box.

- |                                    |                                 |
|------------------------------------|---------------------------------|
| 1. <input type="checkbox"/> batter | 4. <input type="checkbox"/> pet |
| 2. <input type="checkbox"/> land   | 5. <input type="checkbox"/> saw |
| 3. <input type="checkbox"/> train  |                                 |

**Specials:**

**Art:** <https://mekirk02.wixsite.com/bagdad-schools-art/elementary-art>

**Music:** <https://sites.google.com/a/bagdadschools.org/temperleymusic/>

**Supplemental Online Programs (Please check your email for all passwords)**

I strongly recommend having your child spend at least 30 minutes on each of these every day. Students have been working on these in class and should know what to do. I am going to give everyone their passwords in case anyone has forgotten.

**iReady-** Students use this program every day. iReady is adaptive and allows students to work at their ability level. This program does not only focus on math facts, but also mathematical concepts that your child needs to improve upon whether this be below, on, or above grade level. This must be accessed via Chrome. If on mobile, be sure to click desktop site.

<https://login.i-ready.com/>

**Study Island** – This website is aligned with our English Language Arts curriculum and offers lessons and assignments that I have selected for the students to practice.

<https://app.studyisland.com/cfw/login/>

***Extra Practice (Optional):***

**MathFactsPro-** This website gives students extra practice on their addition and subtraction math facts.

[www.mathfactspro.com](http://www.mathfactspro.com)

**Epic!** Students have used this program every day this year. There are new assigned books in their mailboxes related to current standards. They can also look at the entire library. This website has a feature that only allows students to access during regular school hours (Monday-Friday). If you try to access outside those hours, you will get a message asking you to upgrade. This isn't necessary if they access during typical school hours.

[www.getepic.com](http://www.getepic.com) Enter class code: qkl3549

**Wednesday, April 8, 2020**

Daily Agenda to complete:	
<input type="checkbox"/>	1. ReadWorks Reading Passage "Understanding Elevators," AND Vocabulary, and Comprehension Questions (all completed online)
<input type="checkbox"/>	2. ReadWorks Article of the Day "Adobe Homes" (may be completed online or handwritten)
<input type="checkbox"/>	3. Read for 20 minutes and Log (handwritten log)
<input type="checkbox"/>	4. Spelling (online at Spelling City or handwritten)
<input type="checkbox"/>	5. Daily Math 2 pages (handwritten on worksheet or another piece of paper)
<input type="checkbox"/>	6. Daily Grammar page (handwritten on worksheet or another piece of paper)
<input type="checkbox"/>	HIGHLY recommended extra practice (i-Ready, Study Island, MathFactsPro, Spelling City, Epic)

This packet contains all of your work for today along with links to online resources. Parents, please send me an email with a snapshot of completed work for the day for any work that has been handwritten. My number is (928) 716-0000. My email is: [rudyh@bagdadschools.org](mailto:rudyh@bagdadschools.org) . PLEASE do not hesitate to contact me if you have any questions as I am here to serve your family for your student’s educational needs through this time. I am happy to work out any technology or educational issues that come up! We are all in this together! I am fine with one photo of all work for the day, but **I must be able to see all the answers on each page.** Parents: Please note that there are TWO ReadWorks assignments each day. I have included this agenda checklist to help everyone see what assignments need to be completed each day for each student. Also, note there are TWO pages for math each day.

**NEW: Please be sure to send each email with work as a NEW email, not a reply to any email I have sent you. Gmail has mixed up email threads and made it hard for me to find student work.**

**1. Reading**

ReadWorks-Assignment: ReadWorks Reading Passage "Understanding Elevators," AND Vocabulary, and Comprehension Questions (all completed online) Please go to [www.readworks.org/Student](http://www.readworks.org/Student)

Class Code VBK6M4

Each day there will be a new story. Please have your child read this at least three times. It does have an audio component if your child is struggling. They may listen to the story, but it is important that they read it on their own at least two times. Click on vocabulary and review vocabulary words. They will then need to answer the comprehension questions. Please remind students to go back to the story to find their answers. This will automatically be sent to me.

**2. Writing**

ReadWorks Writing Assignment-Please log in to ReadWorks again and go to Article of the Day. Today they will read the next article. Students are used to this routine using print articles and our Book of Knowledge format.

Please read through each article 2 times. They follow along during the first read aloud. During the second read aloud, they underline at least two interesting or important facts they would like to add to their Book of Knowledge. For this assignment, you may have your student type the minimum two sentences online or you may have them write them on paper. **PLEASE be sure they are using grammar rules: capitals where needed, spelling, and punctuation. They DO know how to do this and it is required.**

Here is the article for today:

# Adobe Homes



Daniel Schwen, CC BY-SA 4.0

*Photograph of adobe homes*

People have been building adobe homes for thousands of years. Adobe is a material made of sand, water, and straw. The adobe can be shaped into bricks. The bricks harden in the sun and become great for building homes.



Vmenkov, CC BY-SA 3.0

*Photograph of adobe bricks*

Adobe is a popular building material because it is durable. When a building is durable, it usually lasts for a long time. In fact, some of the oldest buildings in the world are adobe!

Adobe is also popular because it keeps homes cool during the warm summer months. Adobe soaks up the outside heat slowly, which means that the inside of the house does not get too hot. Because adobe homes stay cool in warm weather, they are popular in areas with hot climates. Would you want to live in an adobe home during the summer?



3. **Reading Log**-Continue to read 20 minutes each day. I have opened up the ReadWorks library to allow for your child to have access to thousands of digital passages. They may also choose titles using their Epic account. They are familiar with logging in to Epic.

4. **Spelling** – Wednesday – write the words forward, backward, forward and/or do one activity on Spelling City. They do not have to do both.

[www.spellingcity.com](http://www.spellingcity.com)

## Spelling

eight

upon

near

wash

once

who

paper

woman

seven

your

aim

gain

snail

chain

braid

shy

ray

bright

always

fright

**5. Daily Math**

Each day there will be a Daily Math Review for students to complete.

They have already learned this material, but may still need some help. Please feel free to help them if they are stuck. There may be an additional page to practice on some days as we get into a routine.

# Week 21, Day 3

◆ 1.  $280 - 100 = \underline{\hspace{2cm}}$

◆ 2. How much does 2 quarters, 4 dimes and 4 pennies equal?

A. \$1.04

B. \$.91

C. \$.94

D. \$.83

◆ 3. Which shape is not a polygon?




◆ 4. Use comparison words to complete the following equation.

$36 - 16 \underline{\hspace{1cm}} 15 + 8$     A. greater than    B. less than    C. equal to


◆ 5. What time does the clock show?                     



Name \_\_\_\_\_



10/100 More or Less  
**Self-check**



Write the number on the line.

<p>① 100 more <b>658 =</b> _____</p>	<p>⑤ 100 less <b>764 =</b> _____</p>	<p>⑨ 10 more <b>321 =</b> _____</p>
<p>② 100 more <b>520 =</b> _____</p>	<p>⑥ 10 more <b>481 =</b> _____</p>	<p>⑩ 10 less <b>223 =</b> _____</p>
<p>③ 100 less <b>890 =</b> _____</p>	<p>⑦ 100 more <b>178 =</b> _____</p>	<p>⑪ 100 more <b>420 =</b> _____</p>
<p>④ 10 more <b>169 =</b> _____</p>	<p>⑧ 10 less <b>990 =</b> _____</p>	<p>⑫ 100 less <b>900 =</b> _____</p>

**Fold on the Bold**

---


If you got the answer right, put a ✓ in the box.  
If you got the answer wrong, put a ✗ in the box.


1. <input type="checkbox"/> 758	5. <input type="checkbox"/> 664	9. <input type="checkbox"/> 331
2. <input type="checkbox"/> 620	6. <input type="checkbox"/> 491	10. <input type="checkbox"/> 213
3. <input type="checkbox"/> 790	7. <input type="checkbox"/> 278	11. <input type="checkbox"/> 520
4. <input type="checkbox"/> 179	8. <input type="checkbox"/> 980	12. <input type="checkbox"/> 800

©Misty Greenway@TeachingTimes 2 Shop-TeachingTimes2.com

6. **Daily Grammar** – They have used these before. They fold on the bold line and use the answer key to check their work after they are finished. It is a self-checking resource.

Name \_\_\_\_\_



Context Clues  
**Self-check**  


# What am I?

Directions - Read , solve, circle.

<p>1 I am very small. I only come when it is cold. I fall from the sky. I am frozen. What am I?</p>	<p>rain snow wind</p>
<p>2 I am long with a point on the end. I am used for writing. Sometimes I need to be sharpened. What am I?</p>	<p>pen paper pencil</p>
<p>3 I get people from here to there. I need gas. You can ride in me. I have 4 wheels. What am I?</p>	<p>car train boat</p>
<p>4 I am a bird. I cannot fly. I am black and white. I eat mostly fish. What am I?</p>	<p>penguin bluebird seal</p>
<p>5 I am a fruit. I am yellow. I have a peel. Monkeys eat a lot of me. What am I?</p>	<p>orange banana strawberry</p>
<p>6 I have 8 legs. I live in the ocean. If I get scared, I may ink you. What am I?</p>	<p>shark whale octopus</p>

Fold on the Bold

---

If you got the answer right, put a **✓** in the box.  
 If you got the answer wrong, put a **✗** in the box.

1.  snow


2.  pencil

3.  car

4.  penguin

5.  banana

6.  octopus



©Misty Greenway@TeachingTimes 2 Shop-TeachingTimes2.com

**Special:****P.E.** <https://sites.google.com/a/bagdadschools.org/temperleymusic/>**Supplemental Online Programs (Please check your email for all passwords)**

I strongly recommend having your child spend at least 30 minutes on each of these every day. Students have been working on these in class and should know what to do. I am going to give everyone their passwords in case anyone has forgotten.

**iReady**- Students use this program every day. iReady is adaptive and allows students to work at their ability level. This program does not only focus on math facts, but also mathematical concepts that your child needs to improve upon whether this be below, on, or above grade level. This must be accessed via Chrome. If on mobile, be sure to click desktop site.

<https://login.i-ready.com/>

**Study Island** – This website is aligned with our English Language Arts curriculum and offers lessons and assignments that I have selected for the students to practice.

<https://app.studyisland.com/cfw/login/>

**Extra Practice (Optional):**

**MathFactsPro**- This website gives students extra practice on their addition and subtraction math facts.

[www.mathfactspro.com](http://www.mathfactspro.com)

**Epic!** Students have used this program every day this year. There are new assigned books in their mailboxes related to current standards. They can also look at the entire library. This website has a feature that only allows students to access during regular school hours (Monday-Friday). If you try to access outside those hours, you will get a message asking you to upgrade. This isn't necessary if they access during typical school hours.

[www.getepic.com](http://www.getepic.com) Enter class code: qkl3549

**Thursday, April 9, 2020**

Daily Agenda to complete:	
<input type="checkbox"/>	1. ReadWorks Reading Passage "Seat Belts Mean Safety," AND Vocabulary, and Comprehension Questions (all completed online)
<input type="checkbox"/>	2. ReadWorks Article of the Day "Korowai Tree Houses in Indonesia" (may be completed online or handwritten)
<input type="checkbox"/>	3. Read for 20 minutes and Log (handwritten log)
<input type="checkbox"/>	4. Spelling (online at Spelling City or handwritten)
<input type="checkbox"/>	5. Daily Math 2 pages (handwritten on worksheet or another piece of paper)
<input type="checkbox"/>	6. Daily Grammar page (handwritten on worksheet or another piece of paper)
<input type="checkbox"/>	HIGHLY recommended extra practice (i-Ready, Study Island, MathFactsPro, Spelling City, Epic)

This packet contains all of your work for today along with links to online resources. Parents, please send me ONE email with a snapshot of completed work for each day for any work that has been handwritten. My number is (928) 716-0000. My email is: [rudyh@bagdadschools.org](mailto:rudyh@bagdadschools.org). PLEASE do not hesitate to contact me if you have any questions as I am here to serve your family for your student's educational needs through this time. I am happy to work out any technology or educational issues that come up! We are all in this together! I am fine with one photo of all work for the day, but **I must be able to see all the answers on each page**. Parents: Please note that there are TWO ReadWorks assignments each day. I have included this agenda checklist to help everyone see what assignments need to be completed each day for each student. Also, note there are TWO pages for math each day.

**NEW: Please be sure to send each email with work as a NEW email, not a reply to any email I have sent you. Gmail has mixed up email threads and made it hard for me to find student work.**

**1. Reading**

ReadWorks-Assignment: ReadWorks Reading Passage "Seat Belts Mean Safety," AND Vocabulary, and Comprehension Questions (all completed online) Please go to [www.readworks.org/Student](http://www.readworks.org/Student)

Class Code VBK6M4

Each day there will be a new story. Please have your child read this at least three times. It does have an audio component if your child is struggling. They may listen to the story, but it is important that they read it on their own at least two times. Click on vocabulary and review vocabulary words. They will then need to answer the comprehension questions. Please remind students to go back to the story to find their answers. This will automatically be sent to me.

**2. Writing**

ReadWorks Writing Assignment-Please log in to ReadWorks again and go to Article of the Day. Today they will read the next article. Students are used to this routine using print articles and our Book of Knowledge format.

Please read through each article 2 times. They follow along during the first read aloud. During the second read aloud, they underline at least two interesting or important facts they would like to add to their Book of Knowledge. For this assignment, you may have your student type the minimum two sentences online or you may have them write them on paper. **PLEASE be sure they are using grammar rules: capitals where needed, spelling, and punctuation. They DO know how to do this and it is required.**

Here is the article for today:

## Korowai Tree Houses in Indonesia



Photo Credit: ♪ ~ from Jayapura, Indonesia (Korowai Treehouse), CC BY 2.0

*Photograph of a Korowai tree house*

Can you imagine living in a tree house? In Indonesia, there is a tribe called the Korowai that lives in tree houses in the jungle!

There are a few reasons why the Korowai live high above the ground. The first reason is that it is a tradition. The second reason is that it helps the Korowai escape annoying bugs. Mosquitoes usually fly close to the ground, so these tree houses are usually free from pesky mosquitoes.

A large tree trunk serves as the main pole that supports the tree house. Smaller wooden poles are placed under each corner of the house. The five poles support the house so that it does not fall. A whole family, including their pets, live in the house. So it is very important that the tree house is sturdy.

There is always the danger of a fire burning down the house, however. The Korowai have to be careful when they cook food. Playing in the kitchen is definitely not allowed!

3. **Reading Log**-Continue to read 20 minutes each day. I have opened up the ReadWorks library to allow for your child to have access to thousands of digital passages. They may also choose titles using their Epic account. They are familiar with logging in to Epic.

4. **Spelling** – Thursday – write all words as triangle words and/or do one activity on Spelling City. They do not have to do both.

[www.spellingcity.com](http://www.spellingcity.com)

## Spelling

eight

upon

near

wash

once

who

paper

woman

seven

your

aim

gain

snail

chain

braid

shy

ray

bright

always

fright



**5. Daily Math**

Each day there will be a Daily Math Review for students to complete.

They have already learned this material, but may still need some help. Please feel free to help them if they are stuck. There may be an additional page to practice on some days as we get into a routine.

# Week 21, Day 4

◆ 1.  $260 - 10 = \underline{\hspace{2cm}}$

◆ 2. How much money is shown?

A. \$3.42    B. \$2.42    C. \$2.22    D. \$.32

◆ 3. Which shape has more sides than a hexagon?

A. octagon    B. square    C. rhombus    D. pentagon


◆ 4. Which statement is true?    A.  $14 + 3 \neq 5 + 12$     B.  $8 + 7 < 6 + 8$

C.  $23 - 9 = 19 - 5$     D.  $4 + 13 > 21 - 3$

◆ 5. What time does the clock show?           



Name \_\_\_\_\_




C U D D L E  
BUG



10/100 More or Less

**Self-check**



Write the number on the line.

① 100 less  
**404 =** \_\_\_\_\_

⑤ 100 more  
**256 =** \_\_\_\_\_

⑨ 10 less  
**999 =** \_\_\_\_\_

② 100 less  
**200 =** \_\_\_\_\_

⑥ 10 less  
**867 =** \_\_\_\_\_

⑩ 10 more  
**523 =** \_\_\_\_\_

③ 100 more  
**123 =** \_\_\_\_\_

⑦ 100 less  
**731 =** \_\_\_\_\_

⑪ 100 more  
**602 =** \_\_\_\_\_

④ 10 more  
**254 =** \_\_\_\_\_

⑧ 10 less  
**180 =** \_\_\_\_\_

⑫ 100 less  
**410 =** \_\_\_\_\_

**Fold on the Bold**

If you got the answer right, put a ✓ in the box.

If you got the answer wrong, put a ✗ in the box.

1.  304    5.  356    9.  989

2.  100    6.  857    10.  533

3.  223    7.  631    11.  702

4.  264    8.  170    12.  310

6. **Daily Grammar** – They have used these before. They fold on the bold line and use the answer key to check their work after they are finished. It is a self-checking resource.

Name \_\_\_\_\_



Context Clues  
**Self-check**



# What am I?

Directions - Read, solve, circle.

<p><b>1</b> I am a pet. I have four legs. I have fluffy fur. When I am happy, I purr. I have whiskers. What am I?</p>	<p>dog bird cat</p>
<p><b>2</b> I eat insects. I hop around to get to places. I croak at times. What am I?</p>	<p>frog bunny horse</p>
<p><b>3</b> I am worth 1 cent. I am very small. I am round. A picture of Abraham Lincoln is on one side. What am I?</p>	<p>quarter dollar penny</p>
<p><b>4</b> I am round and small. I am used in a sport. I am hit with a bat. I am thrown around. What am I?</p>	<p>bat mitt baseball</p>
<p><b>5</b> I am a fruit. I am yellow. I am very sour. I have a peel. I have seeds. What am I?</p>	<p>orange lemon watermelon</p>
<p><b>6</b> I am a ball. I am used in a sport. I go through a hoop. You dribble me. What am I?</p>	<p>football baseball basketball</p>

Fold on the Bold

---



If you got the answer right, put a **✓** in the box.  
If you got the answer wrong, put a **✗** in the box.



1.  cat

2.  frog

3.  penny

4.  baseball

5.  lemon

6.  basketball

©Misty Greenway@TeachingTimes 2 Shop-TeachingTimes2.com

**Special:****Computers:** <https://wadel37.wixsite.com/website>

\*\* I set up an account for your student at a really fun and engaging typing website. This is optional for students who are really missing their computer special on Thursdays!

Please go to: <https://www.typing.com/student/login>

**Supplemental Online Programs (Please check your email for all passwords)**

I strongly recommend having your child spend at least 30 minutes on each of these every day. Students have been working on these in class and should know what to do. I am going to give everyone their passwords in case anyone has forgotten.

**iReady-** Students use this program every day. iReady is adaptive and allows students to work at their ability level. This program does not only focus on math facts, but also mathematical concepts that your child needs to improve upon whether this be below, on, or above grade level. This must be accessed via Chrome. If on mobile, be sure to click desktop site.

<https://login.i-ready.com/>

**Study Island** – This website is aligned with our English Language Arts curriculum and offers lessons and assignments that I have selected for the students to practice.

<https://app.studyisland.com/cfw/login/>

**Extra Practice (Optional):**

**MathFactsPro-** This website gives students extra practice on their addition and subtraction math facts.

[www.mathfactspro.com](http://www.mathfactspro.com)

**Epic!** Students have used this program every day this year. There are new assigned books in their mailboxes related to current standards. They can also look at the entire library. This website has a feature that only allows students to access during regular school hours (Monday-Friday). If you try to access outside those hours, you will get a message asking you to upgrade. This isn't necessary if they access during typical school hours.

[www.getepic.com](http://www.getepic.com) Enter class code: qkl3549

Parents: If you like, please send me a note today with any feedback you have for the way this week has gone for you. Is there anything that has been difficult to accomplish? Is there a format that isn't working for you? Have directions been clear? Is it organized in a way that is simple to follow or has it been confusing? I would love to hear how I can make this process easier for you. Please take a minute to share! Thank you for all your hard work this week! Your students are so Blessed to have parents like you!!

Hannah Rudy